



Online Enrolment for exchange students at Saarland University

Prepare your documents

- High School Diploma
- Valid Passport or ID card [.pdf]
- Letter of acceptance [.pdf]
- Scan of enrolment certificate of home university (if applicable) [.pdf]
- Receipt that you have paid the semester fee [.pdf]
- Certificate of Health Insurance or your European Health Insurance Card (EHIC) [.pdf]

The Health Insurance

Do you have a **valid European Health Insurance Card EHIC** (blue insurance card)?

➔ Upload a scan of the card

Do you come from a country with a **social security agreement** with Germany?

➔ You need to contact a German statutory health insurance (AOK, TK, DAK, IKK...) & upload your insurance certificate (see page 5)

You do **not have insurance valid** in Germany?

➔ buy a German health insurance, statutory (recommended!) or private

The Health Insurance

You do **not have insurance valid** in Germany?

→ buy a German health insurance, statutory (recommended!) or private

Statutory insurance for students	Private insurance students
AOK	Provisit student
TK	Vela
DAK	Mawista...
Barmer	
IKK...	

Never choose the cheapest option with private. Compare insurance plans carefully!

The Health Insurance

You are from a country with a **social security agreement** with Germany or you chose a **private insurance**?

→ an email with the Headline „**Befreiung Versicherungspflicht**“ to a German statutory health insurance.

List the following information:

- your name and date of birth
- current address
- this code „**H0001949**“.
- Attach your letter of admission of Saarland University

The insurance will electronically submit the exemption to the university.

Semester fee

The semester fee for exchange students is 210,10 EUR for winter term 2025/26 (summer term 2025: 177,70 EUR)

This applies for students in the

- „**Erasmus+** program“
- „**Ostpartner**“
- „**Weltweit-Austausch**“.

The exchange program is written **on your admission letter** and you can pay accordingly.

The semester fee for **freemover** students is 394,30 EUR for winter term 2025/26 (summer term 2025: 361,90 EUR)

Semester fee

Please pay the fee by bank transfer. The banking information is:


Name of the bank: Bank1Saar

Recipient's name: Universität des Saarlandes

IBAN: DE19 5919 0000 0000 33 0000

BIC: SABA DE 5 S

Reference: Full name, date of birth, **B-Number** (B000xxxx – your user name to the application portal)




The image shows a login portal for the University of Saarland. At the top, there is the university's logo (an owl) and the text "UNIVERSITÄT DES SAARLANDES". Below this, there is a login form. The first input field contains the text "B0000123" and is circled in red. To the right of this field is a small bee icon. Below the first field is a yellow rectangular area containing a series of dots. At the bottom of the form, there is a blue button labeled "Einloggen" and a white button labeled "Kennwort vergessen".

Semester fee – Semester ticket

- When paying for the semester fee by bank transfer (currently the only option) make sure to transfer enough **to cover any transfer fee** that may arise (ask your bank)!
- The semester fee is not a tuition fee! It is for the the semester ticket as well as for the benefits our university provides for our students.
- Starting winter term 2024/25 the semester ticket will **include** the „Deutschlandticket“


You can now start the enrolment at
www.uni-saarland.de/application

You first have to register a new account


 UNIVERSITÄT
DES
SAARLANDES

Don't have an account?

If you have questions or if you are having any difficulties using the portal, please contact the support team by email (sim-support@hiz-saarland.de) stating your user id.

 UNIVERSITÄT
DES
SAARLANDES

Enter your information to sign up for an account

Check your email!

Sie haben sich für das Bewerbungsportal der Universität des Saarlandes registriert.

Sind Sie bereits Studentin oder Student an der Universität des Saarlandes?

Bitte melden Sie sich mit Ihrer bestehenden UdS-Kennung als Benutzername und Ihrem Kennwort an! Nutzen Sie dafür den folgenden Link:

<https://sim.uni-saarland.de/launchpad>

Sind Sie noch keine Studentin oder kein Student an der Universität des Saarlandes, haben sich aber schon in SIM registriert und eine Bewerbung verschickt?

Bitte melden Sie sich mit Ihrem bereits existierenden Benutzernamen (z.B. B0000xx) und Ihrem Kennwort an! Nutzen Sie dafür den folgenden Link: <https://sim.uni-saarland.de/bewerbung>

Sollten Sie Ihr Kennwort vergessen haben, fordern Sie bitte auf der genannten Webseite ein neues Kennwort an.

Sind Sie noch keine Studentin oder kein Student an der Universität des Saarlandes und haben sich auch noch nicht in SIM registriert?

Ihr Benutzername lautet:



Bitte klicken Sie auf den folgenden Link, um das Konto zu aktivieren und mit Ihrer Bewerbung zu starten: <https://sim.uni-saarland.de/bewerbung?RequestID=00505689A6341EECA2E7AA7D18041049&ActivationKey=3CAEBD9CE3931CB0F27AB840D3AB87CA8ACDC681&type=3&sap-language=DE>

Der Link zur Bestätigung Ihrer Registrierung ist 24 Stunden gültig.

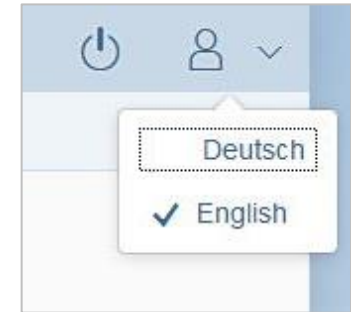


Mit freundlichen Grüßen

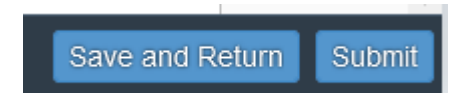
Ihr Studierendensekretariat der Universität des Saarlandes

Save the login information
where it is easily accessible
for you (phone,
computer...)!

When using the enrolment portal, you can switch the language to English if you want.



To navigate, you can use the „save and return“ button if you want to continue later on your application.



The submit button has to be used when you are **completely** done with your enrolment.

Start your enrolment by clicking on „Enrolment“

Admissions Portal

Application
to study a restricted-entry
programme

Enrolment
(including exchange-student)

Advanced professional
study programme
(e.g. LL.M., MBA)

German-language course /
VSi MINT

My applications

List of academic programmes

Application

Intended qualification (with subject)

Please note that the enrolment process will require you to upload a valid letter of admission issued by Saarland University's International Office. If you do not have a valid letter of admission you will not be able to enrol.

Please click *Next* to continue.



Search

- (kein Abschluss) Allg. und vergl. Literaturwissenschaft
- (kein Abschluss) Altertumswissenschaften
- (kein Abschluss) Bachelor Plus MINT
- (kein Abschluss) Betriebswirtschaftslehre
- (kein Abschluss) Bildungswissenschaften
- (kein Abschluss) Bioinformatik
- (kein Abschluss) Biologie
- (kein Abschluss) Biophysik
- (kein Abschluss) Biotechnologie
- (kein Abschluss) Border Studies
- (kein Abschluss) Chemie
- (kein Abschluss) Computerlinguistik
- (kein Abschluss) Cybersicherheit
- (kein Abschluss) Deutsch-Französische Studien

Cancel

- Please choose the option for exchange students:
„(Letter of admission from International Office)“
- Choose the correct start semester and subject (see admission letter)!
- The study semester will be prefilled with „1“. That is correct!

Navigating the website

<	Section
	Personal details
	Information regarding applicant's pre-university education credentials
	Information about your higher education entrance qualification
	Study history
	Work experience, vocational training and employment prior to university
	Examinations taken
	Parallel enrolment
	Health insurance information
	Further Uploads
	Confirm choice of intended qualification (with subject)
	Verification of input data

You can navigate through the website by clicking on the sections on the left side of the page. To go back to a section, you should use this menu, as clicking on the „back“ arrow of the browser might make the website lag.

Fill in your personal details

Personal details

*Surname	<input type="text" value="La"/>	
Surname at birth	<input type="text"/>	i
*First name/s (as shown on your identity card or passport)	<input type="text" value="Ma"/>	
*Gender	<input type="radio"/> Male <input type="radio"/> Female <input type="radio"/> Nonbinary <input type="radio"/> Not specified	
*Date of birth	<input type="text" value="Enter date"/>	i
*Place of birth	<input type="text"/>	
*Nationality	<input type="text"/>	
Second nationality	<input type="text"/>	i

Choose where you have finished your high school

Pre-university educational credentials

*Where did you obtain your higher education entrance qualification?

- ☐ Germany
- ☒ Not in Germany
- ☐ Higher education assessment test at a Studienkolleg in Germany



If you have obtained your university entrance qualification in a country with an academic evaluation centre (APS), please upload the APS certificate.

APS certificate, if relevant

[+ Upload Document](#)

APS upload is not necessary for exchange students!

*Please specify the classification assigned to your higher education entrance qualification (HEEQ).

- ☐ HEEQ for all types of HEI and for all subject areas
- ☐ HEEQ for all types of HEI for the subject(s) listed here
- ☐ German school abroad (German Abitur)
- ☐ HEEQ for the Studienkolleg

Please choose this option

Choose where you have finished your high school

When did you finish high school?

In which country did you finish high school?

What is your grade? If you do not know the German equivalent, please simply fill „8,00“

Written name of your school leaving certificate e.g. Baccalauréat général

Upload of admission letter



Information relating to your higher education entrance qualification (HEEQ) that permits you to be admitted to study at Saarland University

*When did you obtain your HEEQ?

*In which country did you obtain your HEEQ?

*Please enter the average grade specified on your HEEQ certificate (expressed as the equivalent grade on the German grading scale, e.g. 2,0; for degrees awarded abroad, please enter 8,0 as the grade).

*Details of higher education entrance qualification (actual designation of school-leaving certificate in country of issue, curricular focus, information on periods of university study)

*Higher education entrance qualification (HEEQ)

Higher education entrance qualification (HEEQ) - Page 2

Higher education entrance qualification (HEEQ) - Page 3

Higher education entrance qualification (HEEQ) - Page 4

You can skip the rest of the page.

Your study history

Choose country

Year of FIRST time university enrolment

Number of semesters enrolled previously at
a GERMAN university (you can choose 0)

Choose this option

Study history

At which university were you first enrolled?

If you have not been previously enrolled at a university, please enter 'Germany' and then specify 'Saarbrücken, U des Saarlandes' as the university. In this case, please enter 0 for the number of semesters studied.

*Country in which you were first enrolled at a university	<input type="text"/>	
*Year in which you were first enrolled at a university	<input type="text"/>	i
*Semester in which you were first enrolled	<input type="text"/>	i
*Enter the number of semesters that you have already studied at a German university in total.	<input type="text"/>	i
Enter the total number of semesters for which you were granted leave of absence at a German university.	<input type="text"/>	i
Total number of semesters in which you undertook practical training or work experience while still being enrolled at university	<input type="text"/>	i
Number of semesters studied at a Studienkolleg	<input type="text"/>	
*Have you interrupted your studies and now want to recommence studying?	<input type="radio"/> Yes <input checked="" type="radio"/> No	i

Certificate of enrolment provided by the university you were first enrolled at: Please upload your certificates of enrolment if you were previously enrolled at another university.

+ Upload Document

Your study history

Are you currently enrolled at another university?
Choose yes.

Choose country

Select first option in drop down menu

Choose your current study cycle:

„Bachelor an Universitäten“

„Master an Universitäten“

Choose current field of study (or closest available)

Select „no“

Upload either enrolment certificate of current university or admission letter of the international office

Were you studying at a university last semester?

*Were/Are you enrolled in the semester immediately preceding the semester you are currently applying for?

☒ Yes
☐ No

First degree programme

*Country

*Type of study

*Intended qualification

*First subject

Second subject

Third subject

*Were/Are you enrolled in a second degree programme in the semester preceding the semester for which you are now applying for admission?

☐ Yes
☒ No

*Certificate of enrolment from the previous semester: Please upload your certificates of enrolment if you were previously enrolled at another university.

[+ Upload Document](#)

Activities undertaken after obtaining your higher education entrance qualification (HEEQ)

*Vocational training with qualification in accordance with vocational training act (BBiG)

☐ Yes

☒ No

*Work placement or internship relevant to the programme to which you are seeking admission

☐ Yes

☒ No

Examinations taken

Last university degree qualification or loss of right of examination

*Have you already completed the final academic assessment stage/final examinations at a university in Germany or abroad, or have you already lost the right of assessment or examination at such a university?

No



Examinations taken

Last university degree qualification/loss of right of examination

*Have you already completed the final academic assessment stage/final examinations at a university in Germany or abroad, or have you already lost the right of assessment or examination at such a university?

If you already finished a full degree (e.g. Bachelor), please choose „yes“. Otherwise choose „no“ and continue to the next page.



Examinations taken

Last university degree qualification/loss of right of examination

*Have you already completed the final academic assessment stage/final examinations at a university in Germany or abroad, or have you already lost the right of assessment or examination at such a university?

Choose „yes“

*Country in which you completed the examinations

Country in which you finished the degree

*Type of study

Please choose „First study“

*Degree/Qualification

Which degree did you finish?

*First subject

Subject?

Second subject

Third subject

*Date of examination

Date when you finished the degree

*Examination status

Please choose „passed“

*Overall grade

Enter the grade that you obtained.
If unknown, please fill „99“

Parallel enrolment

If you will still be enrolled at another university in the semester in which you plan to start studying at Saarland University, please state the name of the other university.

Saarland University will assess your application and decide whether you can be admitted for parallel enrolment. Please include detailed reasons for wishing to undertake parallel studies at two universities in Germany and submit relevant supporting documentation from your first university, such as your certificate of enrolment, academic transcripts, etc.

*Will you still be enrolled at another university in the semester in which you plan to start studying at Saarland University?

No



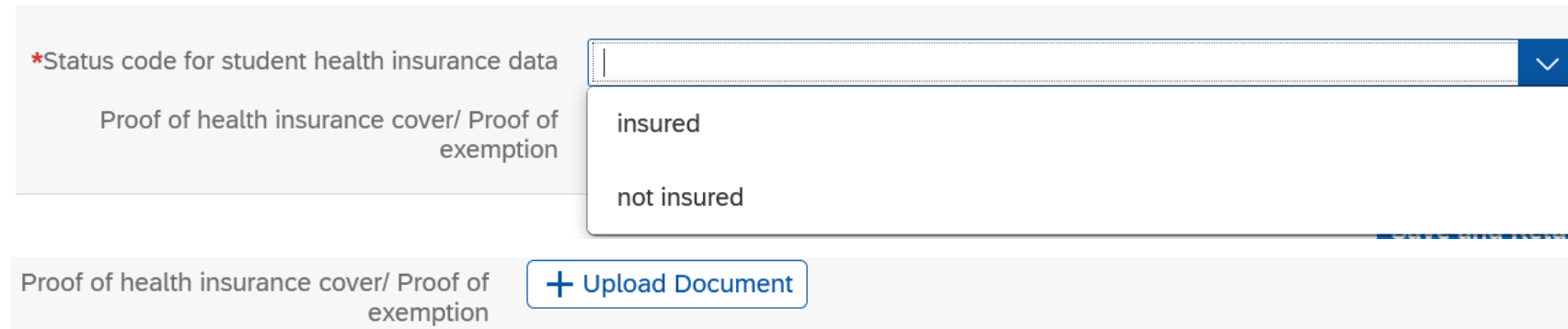
Health Insurance information

Do you have a **German statutory insurance**?

→ Choose **insured** & give details about your insurance

All others (**EHIC, private, social security agreement**)

→ Choose **not insured** & upload proof of insurance (EHIC, certificate etc)



The screenshot shows a web form with two main sections. The top section is titled '*Status code for student health insurance data' and contains a dropdown menu. The dropdown is open, showing two options: 'insured' and 'not insured'. Below the dropdown is a label 'Proof of health insurance cover/ Proof of exemption'. The bottom section is titled 'Proof of health insurance cover/ Proof of exemption' and contains a button labeled '+ Upload Document'.

*Status code for student health insurance data

Proof of health insurance cover/ Proof of exemption

insured

not insured

Proof of health insurance cover/ Proof of exemption

+ Upload Document

Further Uploads

Certification of admission to the higher education access course	+ Upload Document
Certificate of de-registration: Please upload your certificates of de-registration if you were previously de-registered from another university. (Note: this is not required for foreign or if you wish to enrol for a non-restricted degree programme).	+ Upload Document
Scan of identity card (front and back) or scan of passport *	+ Upload Document
Other documents	+ Upload Document
Proof of language proficiency	+ Upload Document
Credit transfer certificate/Formal record of recognition of prior learning	+ Upload Document
Admission process managed by the International Office (https://www.uni-saarland.de/international/out/io.html) *	+ Upload Document

upload here your passport or ID Card (front and back)

upload here your letter of admission by the International Office

Confirm choice

Select your intended qualification (with subject)

*Intended qualification (with subject) ☒ Einschreibung

If you are not currently enrolled at Saarland University, you do not need to enter anything on this screen. Please continue to the next section.

Note:

- In addition to your degree programme/subject of study, you will also see your chosen area of focus and the examination regulations that apply.
- Lines that are highlighted in grey cannot be altered.

✓ ☒ *new* **Course of study** KA Border Studies

☒ *new* **Core subject** KA Border Studies (2017) 1 Study semester

You cannot make changes to this page, but you have to open it once.

Verification of input data

*I hereby confirm the disclosures and
declarations made above.

☐

Due to your requested enrolment, payment of fees and any other applicable charges is now due. Please submit proof of payment as a PDF upload. Further information about payment details (fee rates and bank details) can be found online at <https://www.uni-saarland.de/en/study/application/enrolment/documents.html> under item 'f) Proof of payment'.

*Proof of payment of semester fee

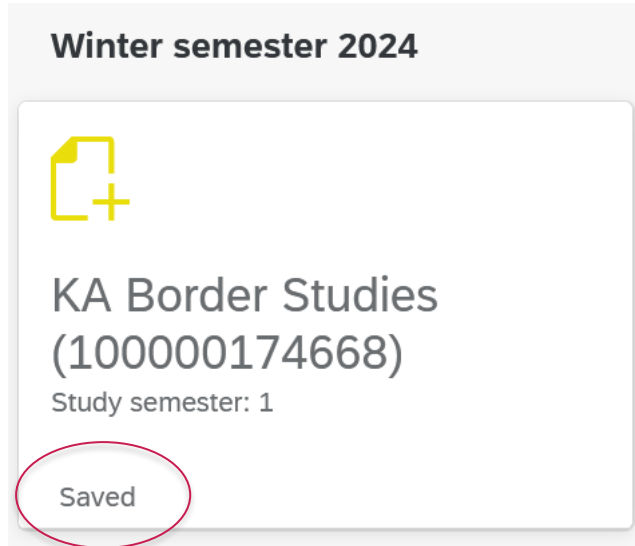
+ Upload Document

Other documents

+ Upload Document

Read the declaration, confirm and upload the proof of payment

After submitting the enrolment



„Saved“

Only you can see the application and you can still make changes.

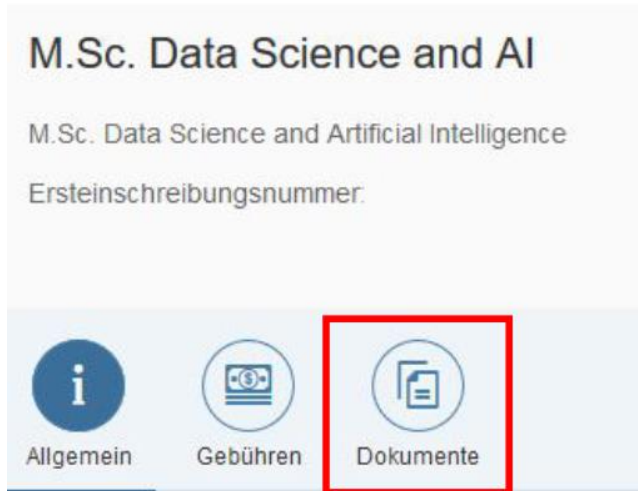
„Submitted“

Your application can now be reviewed and processed by the admission's office. You can no longer make changes.

"Valid" or "Approved"

As soon as the Admissions Office has checked your enrolment request, and if everything was complete, the application will change to "valid" or "approved". At this point, the enrolment system is only waiting for the semester fee to be received. Once the semester fee has been received, your enrolment is complete and you will be able to download your university credentials ("Kennungsschreiben").

Download your personal UdS ID - Kennungsschreiben



1. Log into SIM application portal
2. Open your enrolment file
3. Go to „Documents“
4. Scroll down to „My certifications“
5. Download the „Kennungsschreiben“
6. Change the password!

Sometimes it can take up to 48 h until you are able to change the password!

After the enrolment is valid

If you have given an address in **Germany, France, Luxembourg or Switzerland** during the online enrolment, the card will be sent to this address!

If you have given an address in **any other** country, you need to pick up the card in the Student Service Center (SSC). You receive an email. The card will be ready after **~3 work days!**

Opening hours of the SCC (Building A4.4) :

Monday to Friday, 9.00 – 16.0

How to obtain the „Deutschlandticket“ – AFTER the enrolment is valid



Deutschlandsemesterticket

Das Deutschlandsemesterticket ist das Nachfolgeangebot des bisherigen „Aufstockermodells für Studierende“.

Zum Bestellprozess

1. Download „Saarfahrplan“ App
2. Read information on this page!

uni-saarland.de/en/study/organisation/more/student-travel-ticket

3. Login with your personal UdS ID and password
4. Confirm the information and you will be forwarded to the app
5. The ticket is available as QR code within the app



UNIVERSITÄT
DES
SAARLANDES

Thank you for your attention and
Welcome to Saarland University!

Questions?

welcome@uni-saarland.de