

Student Information Management System for Saarland




Information on accessing study-related documentation and certification

Key information at a glance:

Access to SIM for students at Saarland University <https://sim.uni-saarland.de>
for new applicants via <https://sim.uni-saarland.de/bewerbung>

Please access the SIM portal using the latest version of one of the following browsers: Google Chrome, Mozilla Firefox, Microsoft Edge based on Chromium. Apple Safari and Internet Explorer are not fully supported.

Always exit the SIM application portal using **the Logoff button** 

If you are having **technical issues with the SIM application portal**, please send your questions to:
[SIM Support](#)

If you send us a question, please provide us with at least the following information: your first name, your surname, your date of birth, your HIZ ID code (if you are already enrolled as a student at UdS) **or** your SIM application portal username (if you are a new applicant who has registered with SIM), and the name of the higher education institution that you wish to study at.

Contents

1.	<u>OPEN THE SIM STUDENT WEB PORTAL BY CLICKING ON THE FOLLOWING LINK</u>	
	<u>HTTPS://SIM.UNI-SAARLAND.DE</u>	3
2.	<u>VIEW YOUR CERTIFICATION/STUDY-RELATED DOCUMENTS</u>	5
2.1	SEMESTER-SPECIFIC DOCUMENTS	5
2.1.1	CERTIFICATE OF ENROLMENT	5
2.1.2	CONFIRMATION OF STUDENT STATUS (BAFÖG)	6
2.1.3	CONFIRMATION OF LEAVE OF ABSENCE	6
2.1.4	PROOF OF PAYMENT	8
2.1.5	CERTIFICATE OF DE-REGISTRATION	9
2.2	STUDENT ENROLMENT RECORD	10
3.	<u>LOGGING OUT OF THE SIM STUDENT WEB PORTAL</u>	10

1. Open the SIM student web portal by clicking on the following link
<https://sim.uni-saarland.de>

Important note: Please use the latest version of one of the following browsers to view the portal: Google Chrome, Mozilla Firefox, Microsoft Edge based on Chromium. The portal may not be displayed correctly if you use an older version of one of these browsers or if you choose to use another browser, such as Apple Safari or Internet Explorer.



UdS Kennung

Passwort

Login nicht merken

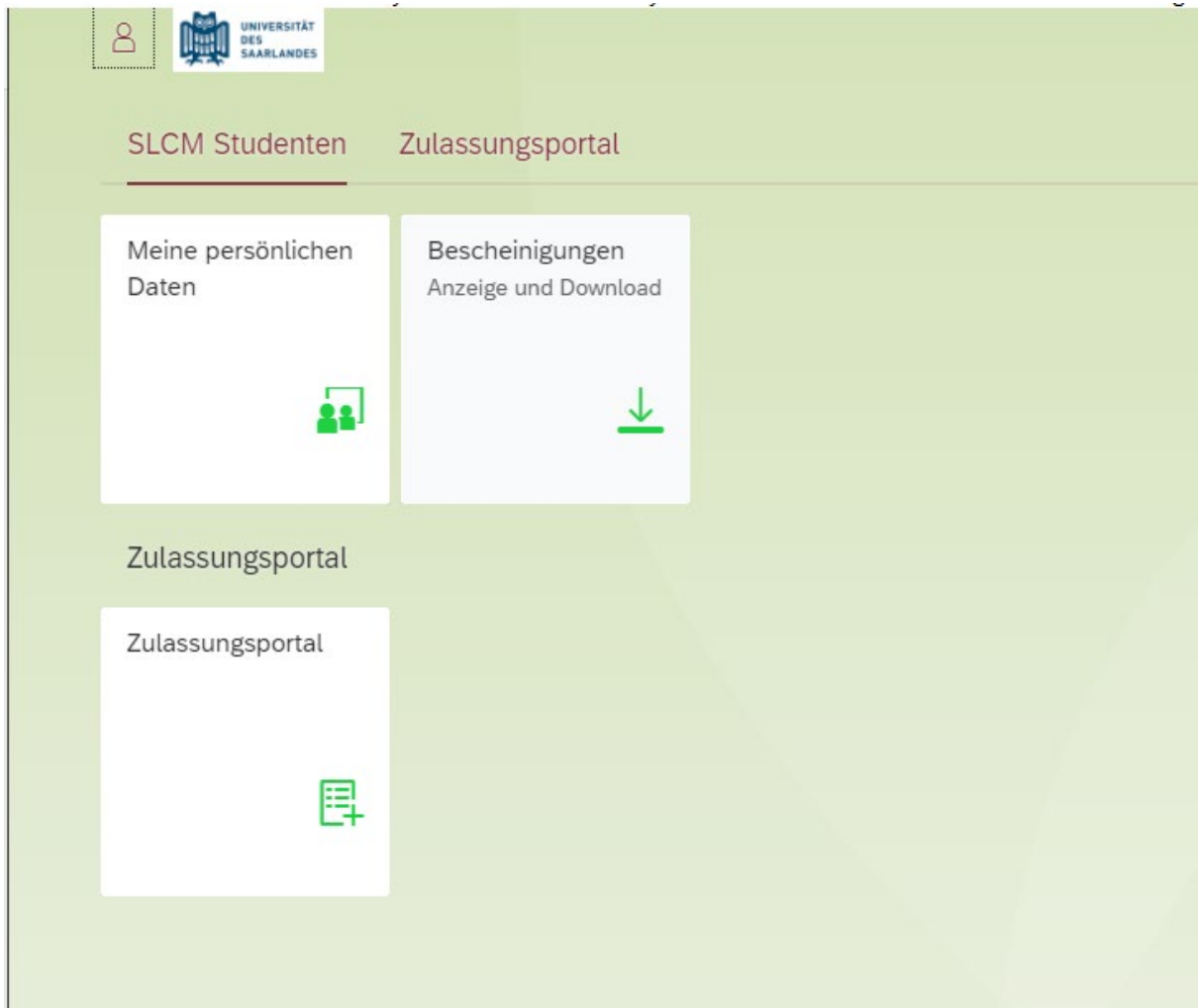
Vormalis erteilte Erlaubnis, Daten weiterzuleiten, widerrufen

Login

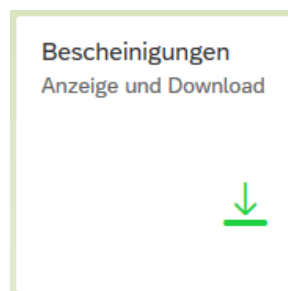
Enter your HIZ (UdS) ID code
and your student password.

Click on **Login**.

You are now on your start page in the SIM student web portal.

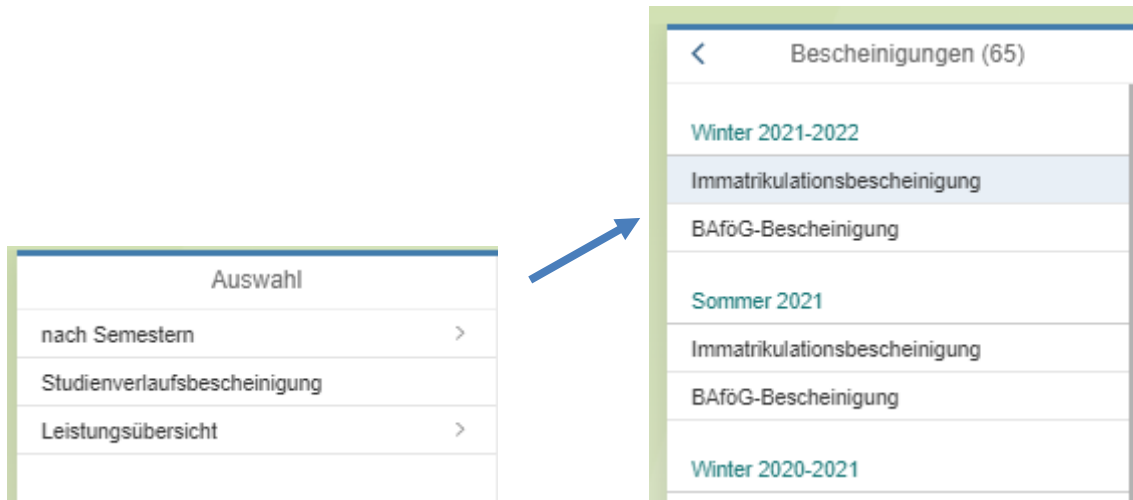


Click on the tile:







2. View your certification/study-related documents

To see semester-specific documentation, click on nach Semestern . Note: the student enrolment record spans multiple semesters.



General Information:

Once you have selected a document, you can print it by clicking on the  icon, download it by clicking on  or save it to a specific folder by clicking . The icons that you see may differ depending on your browser, e.g. if you are using Mozilla Firefox, you will need to click on [icon] to save the document.

If you need a document in English or French, click on the globe icon  at the bottom right of the page to select the language you require.

2.1 Semester-specific documents

2.1.1 Certificate of enrolment

Once you have re-registered, you will be able to access your certificate of enrolment.

Semester	Course of study	Type of certificate	Subject	Status	1st	2nd	Reg_Type	Note	Type
Summer semester (01.04.2020-30.09.2020)	B.Sc. Informatics	Certificate of enrolment	B.Sc. Informatics (2019)	A	1.00	A	01	Full-time	Certificate issued during programme
Summer semester (01.04.2019-30.09.2019)	B.Sc. Informatics	Certificate of enrolment	B.Sc. Informatics (2019)	A	1.00	B	01	Full-time	Certificate issued during programme

The certificate of enrolment also shows whether you took leave of absence in that particular semester or whether you were studying as a part-time student at that time.

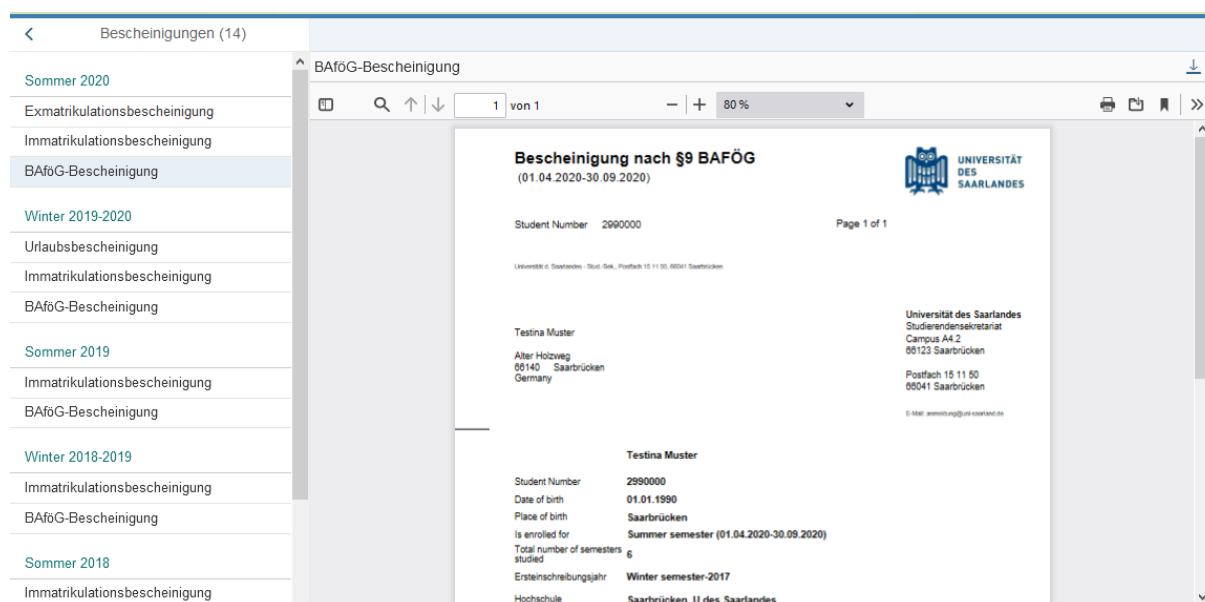
Notes:

Please be aware that every subject that you study and/or every area of specialization that you formally select as part of your degree programme will be listed on a separate line on your enrolment certificate.

Re-registration typically occurs a few days after the correct payment of your semester fee has been received, provided that your re-registration has not been blocked. Re-registration may be blocked if you do not have health insurance cover, you have lost the right of examination or you have failed to submit your Bachelor's degree certificate.

2.1.2 Confirmation of student status (BAföG)

In order to continue receiving financial support from the federal BAFöG programme, you must verify that you are attending Saarland University. This confirmation document ('Bescheinigung nach § 9 BAFöG') can be downloaded from the SIM student web portal and submitted to the BAFöG office instead of completing BAFöG Form 02 ('BAföG Formblatt 02').



The screenshot shows a web interface for downloading BAFöG certificates. On the left, a sidebar lists certificates for 'Sommer 2020', 'Winter 2019-2020', 'Sommer 2019', 'Winter 2018-2019', and 'Sommer 2018', each with an 'Immatrikulationsbescheinigung' and a 'BAföG-Bescheinigung' option. The main area displays a PDF document titled 'Bescheinigung nach §9 BAFÖG (01.04.2020-30.09.2020)'. The document includes the following information:

- Student Number: 2990000
- Page 1 of 1
- Universität des Saarlandes, Stud. Sek., Postfach 15 11 50, 66041 Saarbrücken
- Testina Muster
- Alter Holzweg 66140 Saarbrücken Germany
- Universität des Saarlandes, Studierendensekretariat, Campus A4.2, 66123 Saarbrücken, Postfach 15 11 50, 66041 Saarbrücken
- © 1992 - 2019 Universität des Saarlandes
- Student Number: 2990000
- Date of birth: 01.01.1990
- Place of birth: Saarbrücken
- Is enrolled for: Summer semester (01.04.2020-30.09.2020)
- Total number of semesters studied: 6
- Erstinschreibungsjahr: Winter semester-2017
- Hochschule: Saarbrücken, U des Saarlandes

2.1.3 Confirmation of leave of absence

If your request for a one-semester leave of absence has been approved, you can download a document confirming that you were granted leave of absence for that semester.

Bescheinigungen (14)

Urlaubsbescheinigung

1 von 1 80%

Confirmation of leave of absence

Winter semester (01.10.2019-31.03.2020)

UNIVERSITÄT
DES
SAARLANDES

Universität des Saarlandes - Studi-Geb., Postfach 15 11 50, 66041 Saarbrücken

Universität des Saarlandes
Studienensekretariat
Campus A4.2
66123 Saarbrücken
Postfach 15 11 50
66041 Saarbrücken
E-Mail: anmeldung@uni-saarland.de

Testina Muster

Alter: Holzweg
66140 Saarbrücken
Germany

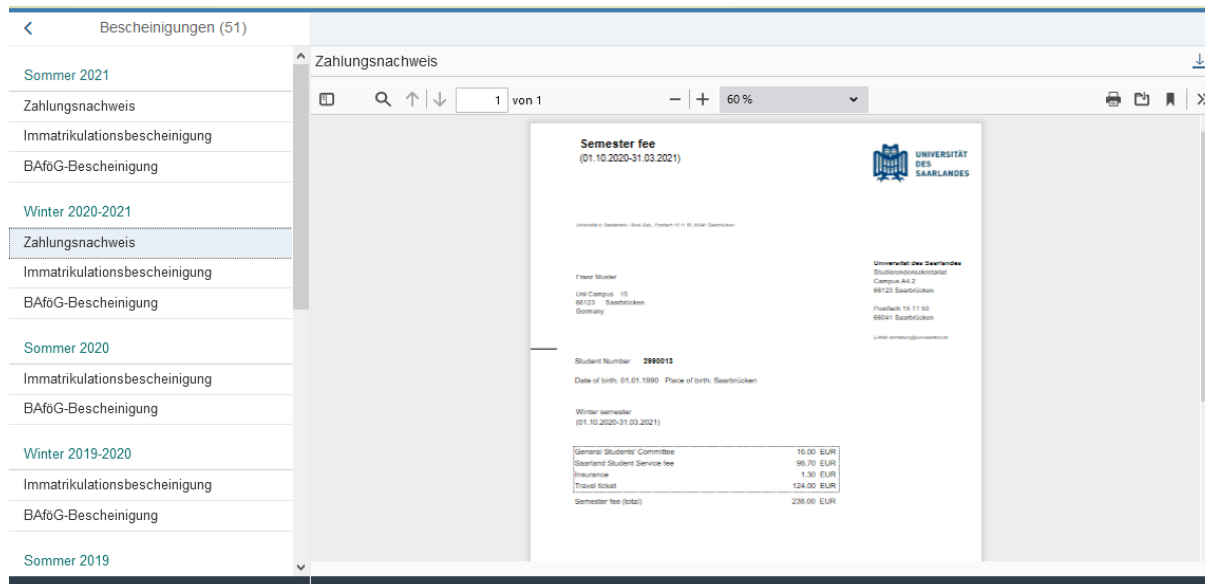
Testina Muster

Student Number: 2990000
Date of birth: 01.01.1990
Place of birth: Saarbrücken

Has been granted leave of absence in Winter semester (01.10.2019-31.03.2020).

2.1.4 Proof of payment

Once you have re-registered, you can download proof of payment for that semester. (This service was introduced in the summer semester of 2020). You can present this proof-of-payment document (in German) to the German tax authorities.



The screenshot shows a web interface with a sidebar menu on the left and a main content area. The sidebar menu is titled 'Bescheinigungen (51)' and lists various documents for different semesters. The main content area displays a 'Zahlungsnachweis' document for the winter semester 2020-2021. The document is titled 'Semester fee (01.10.2020-31.03.2021)' and includes the following information:

Universität des Saarlandes
Studentennummer: 2000015
Date of birth: 01.01.1990
Winter semester (01.10.2020-31.03.2021)

General Students' Committee	16.00 EUR
Saarland Student Service fee	96.70 EUR
Insurance	1.30 EUR
Travel ticket	124.00 EUR
Semester fee (total)	238.00 EUR

Notes:

If after downloading this proof-of-payment document, you applied for and were granted a partial reimbursement of your semester fee, you must download the updated version of this document and present this updated version to the German tax office.

The option to download an official proof-of-payment document from the SIM student web portal was introduced in the summer semester of 2020. A proof-of-payment document for the winter semester 2019/2020 can only be downloaded from the SIM student web portal, if you applied late in that semester to have your semester fee adjusted (e.g. you requested leave of absence or applied to have your enrolment category changed). For all earlier semesters (and for WS 2019/2020 if the exceptional case detailed above does not apply), proof that the semester fee was paid will need to be downloaded from the LSF portal at www.lsf.uni-saarland.de -> *Administration*.

Zum Umschalten zwischen Semestern klicken Sie bitte auf die Semesterangabe in der blauen Menüleiste

Sonstige Ausdrücke:

[Tan-Liste](#)

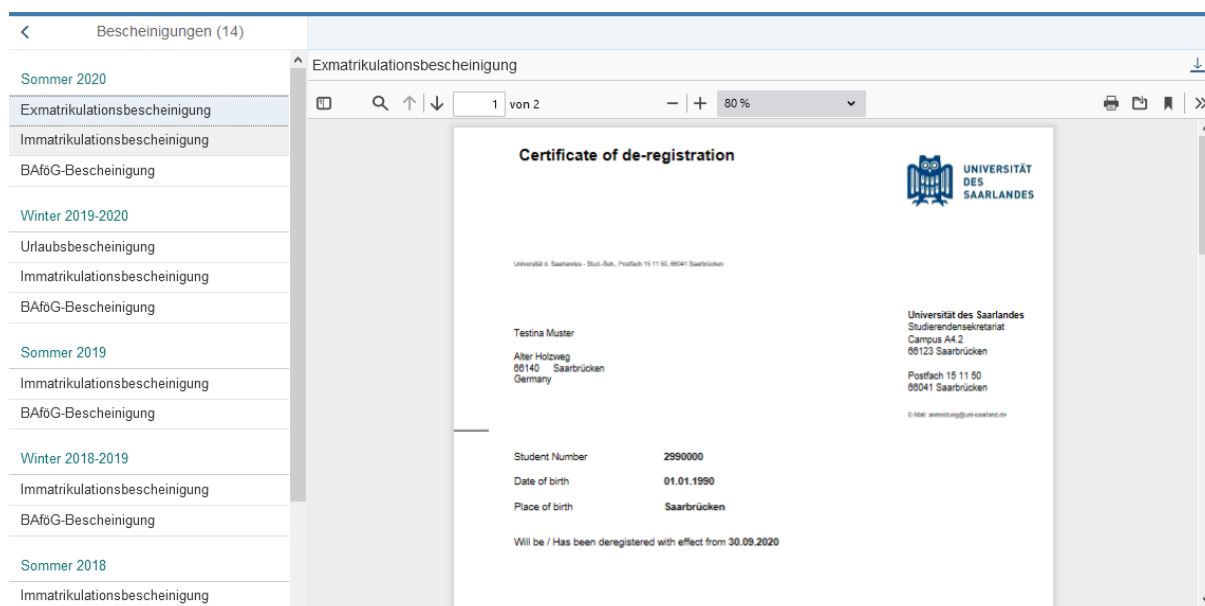
Weitere Bescheinigungen befinden sich unter [SIM](#)

Studienbescheinigungen für alle Semester:

Semester	BAföG- und Finanzamtbescheinigung
Sommersemester 2020	BAföG- und Finanzamtbescheinigung
Wintersemester 2019/20	BAföG- und Finanzamtbescheinigung
Sommersemester 2019	BAföG- und Finanzamtbescheinigung
Wintersemester 2018/19	BAföG- und Finanzamtbescheinigung

2.1.5 Certificate of de-registration

If you de-registered in a particular semester, you can download a certificate of de-registration for that semester.



The screenshot shows a web interface with a sidebar menu on the left containing various certificate types like 'Exmatrikulationsbescheinigung', 'Immatrikulationsbescheinigung', and 'BAföG-Bescheinigung' for different semesters. The main content area displays a PDF document titled 'Certificate of de-registration' from the University of Saarland. The document contains the following information:

Universität des Saarlandes
 Studentenssekretariat
 Campus A4.2
 66123 Saarbrücken
 Postfach 15 11 50
 66041 Saarbrücken
 E-Mail: anmeldung@uni-saarland.de

Universität des Saarlandes - Stad-Sak., Postfach 15 11 50, 66041 Saarbrücken

Testina Muster
 Alter Holzweg
 66140 Saarbrücken
 Germany

Student Number: 2990000
 Date of birth: 01.01.1990
 Place of birth: Saarbrücken

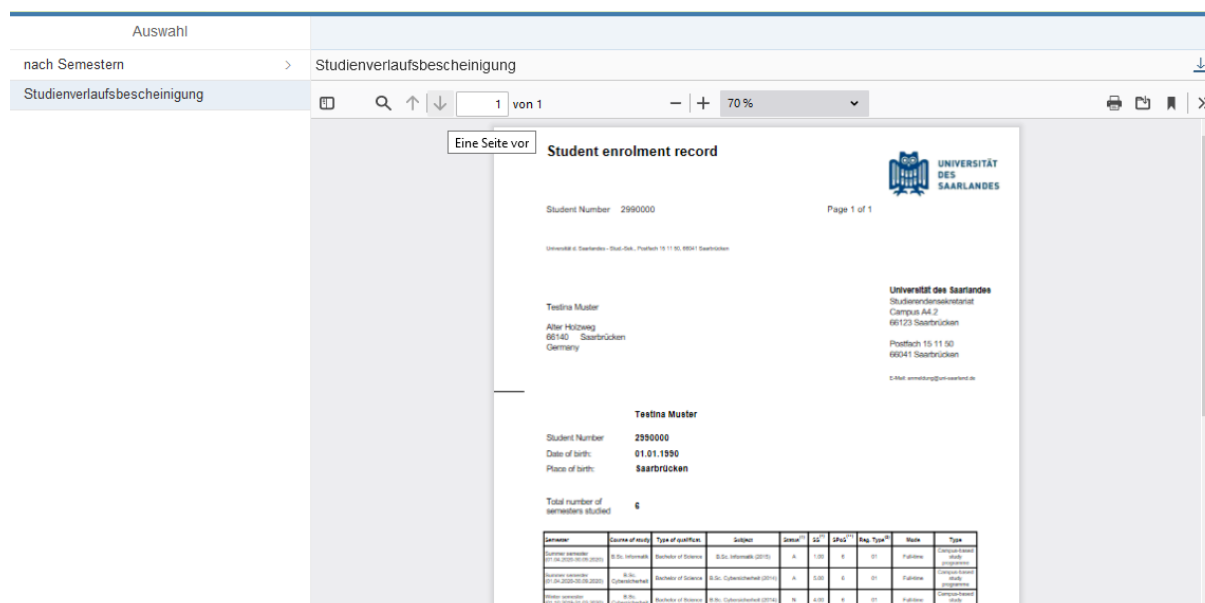
Will be / Has been deregistered with effect from 30.09.2020

Important note: Once you have de-registered from the university, you only have a limited period in which you can continue to use your HIZ/UdS ID code and access the SIM student web portal. We therefore recommend that you download your de-registration certificate immediately after completing the de-registration process. Please also download your **student enrolment record** and keep it safe, **as you may need to provide this information at some later point to a pension insurance fund.** [Please also save the German language version of your student enrolment record in case you remain in Germany and need to present this information to the German pension insurance scheme (*Deutsche Rentenversicherung*).]

2.2 Student enrolment record

The student enrolment record lists all of the semesters in which you were enrolled as a student at Saarland University.

Note: The student enrolment record is an important document that you may need to present to a pension insurance fund after graduating.




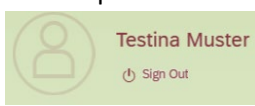
The screenshot shows a web browser window displaying the 'Student enrolment record' page. The page header includes the University of Saarland logo and name. The student's name is Testina Muster, with student number 2990000 and date of birth 01.01.1990. The place of birth is Saarbrücken. Below this, there is a table with the following columns: Semester, Course of study, Type of qualification, Subject, Status, SS, SP, Eng. Type, Note, and Type. The table contains three rows of data representing different semesters.

Semester	Course of study	Type of qualification	Subject	Status	SS	SP	Eng. Type	Note	Type
Winter semester 2019/2020 (2019)	B.Sc. Informatics	Bachelor of Science	B.Sc. Informatics (2019)	A	1.00	0	01	Passing	Completed (with honors)
Winter semester 2019/2020 (2020)	B.Sc. Informatics	Bachelor of Science	B.Sc. Cybernetik (2019)	A	1.00	0	01	Passing	Completed (with honors)
Winter semester 2020/2021 (2020)	B.Sc. Informatics	Bachelor of Science	B.Sc. Cybernetik (2020)	A	1.00	0	01	Passing	Completed (with honors)


Note: As you will only be able to use your HIZ/UdS ID code and/or access the SIM student web portal for a limited period after you stop studying at Saarland University, please download all relevant study-related documentation and certification, but particularly your **student enrolment record**, immediately after de-registering. Please keep these documents in a safe place as you may need to **provide information on your higher education history to a pension insurance fund**. [Note: If you remain in Germany you may need to present the German-language version of these documents.]

3. Logging out of the SIM student web portal

Click on the 'person' icon shown at the top left of your screen .

Click  to confirm that you want to log out.

Note: If you are encountering technical difficulties using the SIM student web portal, you can contact

the support team by clicking on . Please remember to state your student registration number and describe your problem as clearly as possible. The support team will then contact you to help resolve the issue.