

Student Information Management System for Saarland



Enrolment Guide – Non-Restricted-Entry Degree Programmes



Key information at a glance

Access to SIM for students at Saarland University <https://sim.uni-saarland.de>
for new applicants via <https://sim.uni-saarland.de/bewerbung>

Please access the SIM portal using the latest version of one of the following browsers: Google Chrome, Mozilla Firefox, Microsoft Edge based on Chromium. Apple Safari and Internet Explorer are not fully supported.

Always exit the SIM application portal using the Logoff button  and then close the browser.

Using the application interface: **Navigate** to the different sections using the navigation menu on the left side of the window; **mandatory fields** are indicated by a red asterisk (e.g.); to see **help texts**

click on the  symbol; to save your draft application, click on .

For more information on the application procedure: www.uni-saarland.de/bewerbung

If you are having **technical issues with the SIM application portal**, please send your questions to:
[SIM Support](#)

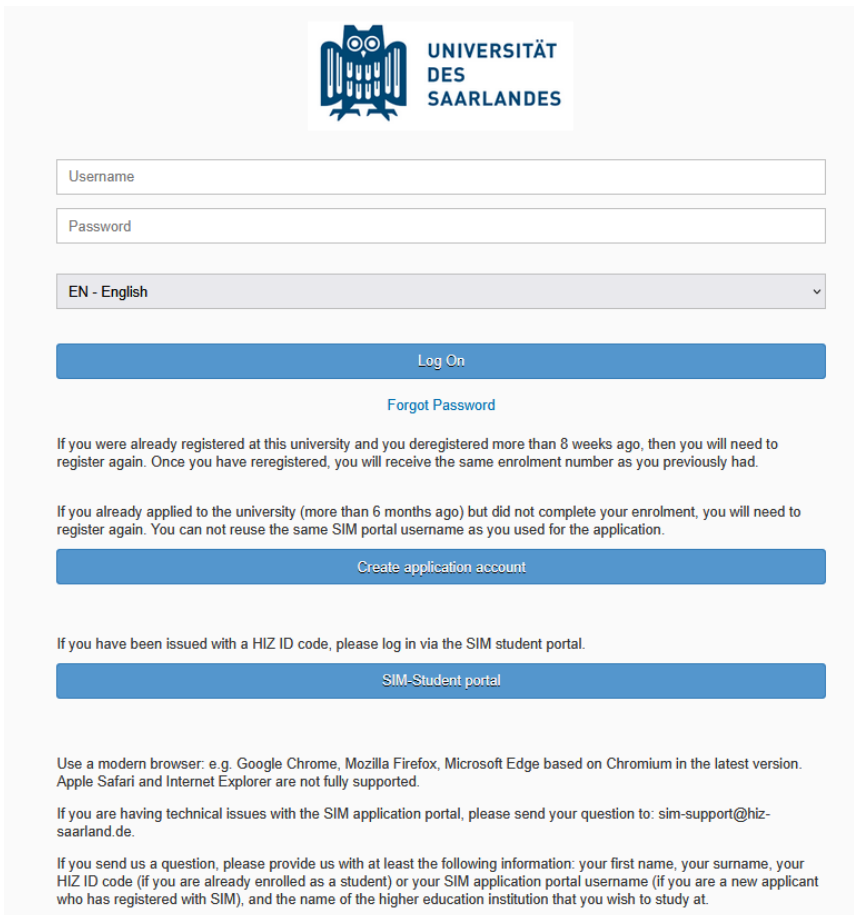
If you send us a question, please provide us with at least the following information: your first name, your surname, your date of birth, your HIZ ID code (if you are already enrolled as a student at Uds) **or** your SIM application portal username (if you are a new applicant who has registered with SIM), and the name of the higher education institution that you wish to study at.

Table of contents

<u>1.</u>	<u>OPEN THE SIM APPLICATION PORTAL USING THE FOLLOWING LINK: HTTPS://SIM.UNI-SAARLAND.DE/BEWERBUNG</u>	<u>3</u>
<u>2.</u>	<u>ENROLLING TO STUDY A NON-RESTRICTED DEGREE PROGRAMME</u>	<u>6</u>
2.1	SEMESTER FEE	6
2.2	PRELIMINARY QUESTIONNAIRE	6
2.3	PERSONAL INFORMATION	9
2.4	PRE-UNIVERSITY EDUCATION CREDENTIALS	9
2.5	INFORMATION ABOUT YOUR HIGHER EDUCATION ENTRANCE QUALIFICATION (HEEQ)	9
2.6	INFORMATION ON LANGUAGE PROFICIENCY (WHEN APPLICABLE)	10
2.7	YOUR STUDY HISTORY	10
2.8	WORK EXPERIENCE, VOCATIONAL TRAINING AND EMPLOYMENT PRIOR TO UNIVERSITY	10
2.9	EXAMINATIONS TAKEN	11
2.10	PARALLEL ENROLMENT	11
2.11	HEALTH INSURANCE INFORMATION	11
2.12	FURTHER UPLOADS	12
2.13	CONFIRM CHOICE OF INTENDED QUALIFICATION (WITH SUBJECT)	13
2.14	VERIFICATION OF INPUT DATA	13
<u>3.</u>	<u>LOGGING OUT OF THE SIM APPLICATION PORTAL</u>	<u>16</u>
<u>4.</u>	<u>ADDITIONAL INFORMATION</u>	<u>17</u>

1. Open the SIM application portal using the following link: <https://sim.uni-saarland.de/bewerbung>

Important note: Please access the SIM portal using the latest version of one of the following browsers: Google Chrome, Mozilla Firefox, Microsoft Edge based on Chromium. The portal may not be displayed correctly if you use an older version of one of these browsers or if you choose to use another browser, such as Apple Safari or Internet Explorer.



The screenshot shows the SIM application portal login page. At the top left is the University of Saarland logo. Below it are two input fields for 'Username' and 'Password'. A dropdown menu is set to 'EN - English'. A blue 'Log On' button is centered below the fields. Below the button is a link for 'Forgot Password'. There are three informational paragraphs: the first about re-registration after 8 weeks, the second about re-registration after 6 months, and the third about HIZ ID code. Below each paragraph is a corresponding button: 'Create application account' and 'SIM-Student portal'. At the bottom, there are instructions about browser support and technical support contact information.

Log in with your username (e.g. B000xxxx) and your password. Click on

[Log On](#)

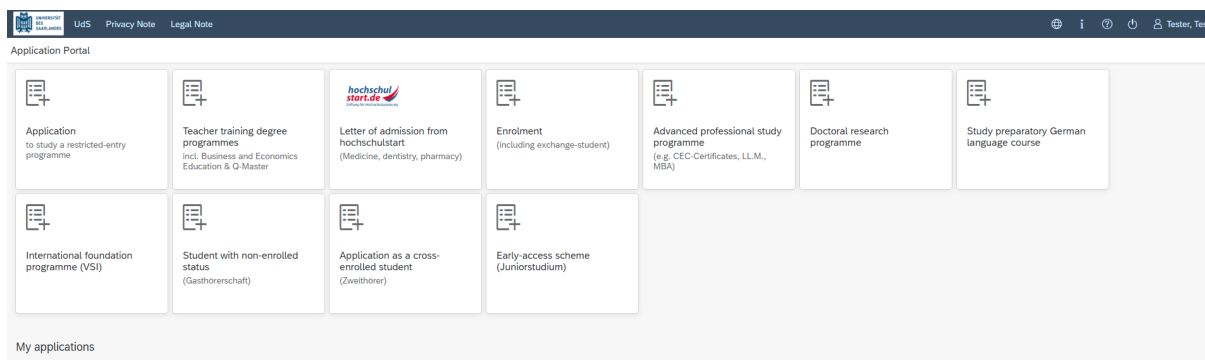
Note: If you are not already registered in SIM, please refer to the *SIM Registration Guide*.

If you are already enrolled as a student at Saarland University, you can use the SIM student web portal: <https://sim.uni-saarland.de/>

Log in using your an HIZ/UdS ID code. Once on your start page, click on the tile:

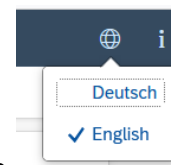


You are now on your start page in the SIM application portal.





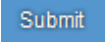
(Note: The tile *hochschulstart.de* is only visible on your start page during the relevant enrolment period. The tiles can differ in winter and summer semester.)

Note: To switch languages, click on  and select the desired language

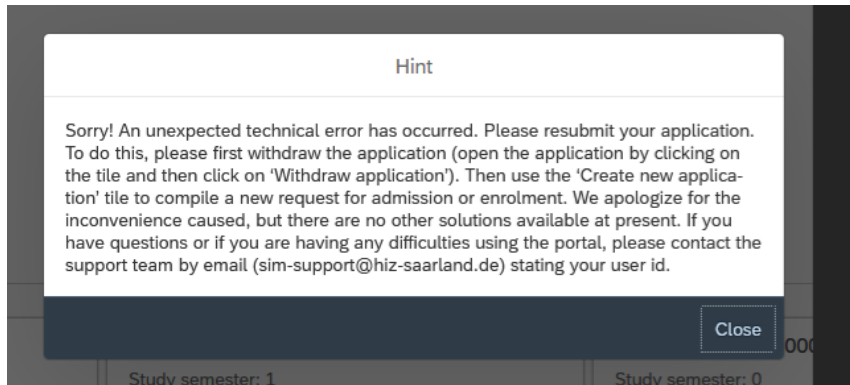



To enrol for a non-restricted degree programme, please follow the instructions in Section2.

General information:

- You may experience a delay while the system processes your selection. Please be patient and do not cancel your application.
- Select the individual sections of the navigation bar on the left of the window and enter the required information. Depending on the particular degree programme and subject chosen, the precise appearance of the application form may differ from the screenshots shown in this user guide.
- Mandatory fields are indicated by a red asterisk (e.g. **Surname*).
- If a help text is available, you can view it by clicking on the  symbol.
- To save the data entered in your application so far and go back to your start page, click on . You can continue with your application at a later date by clicking on the relevant tile.
- You may only submit your application once all of the required fields have been completed and all of the required documents have been uploaded. To submit your enrolment application to Saarland University, click on . Please do not send paper documents after submitting your online application. You should be aware that any incorrect information you supply may lead to your exclusion from the enrolment process.
- If you change the language in the form, you will be automatically redirected back to the application portal start page. To continue your application, please click on your application tile. The information you have entered so far has been saved.
- If technical problems occur during your application, the following message will be displayed and “Technical error” message will be displayed on your application tile. In this case, please follow the

instructions in the message. To do this, please first withdraw the application and then use the 'Create new application' tile to compile a new request for admission or enrolment.
































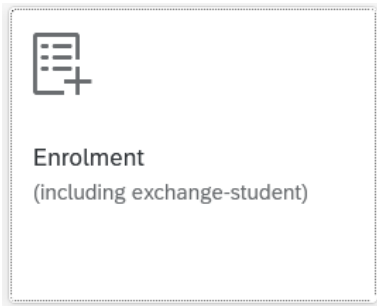
- Always exit the SIM application portal by clicking on the **logoff button**  at the top right of the window.

2. Enrolling to study a non-restricted degree programme


Note: If entry restrictions do not apply to the specific degree programme that you would like to study, you can enrol directly with the university provided that you meet the formal enrolment requirements. To find out whether entry restrictions apply to a particular subject/programme combination, please follow the links in Section 4. If you plan to combine a number of different subjects in your proposed degree programme, please check beforehand that entry restrictions do not apply to any of your chosen subjects.

2.1 Semester fee

In order to enrol, you will need to provide proof that your semester fee has been paid. To ensure that the payment can be correctly assigned, please include the following information in the payment purpose field ('*Verwendungszweck*'): the *semester* for which you are applying for enrolment, your student registration number (if you already have one) / your applicant number; your first name and surname and your date of *birth* (MM.DD.YYYY) (e.g. WS 2022/23 70072338 Kurt Cobain 02.08.2001). Your applicant number is created as soon as you have submitted or saved an application and can be found by clicking on                             




Note: Applications that you have already submitted can be found under ‘**My applications**’.

You can edit your personal details or upload your passport photo by clicking on  at the top right of the window, but only after you have submitted an application.

Choose the (non-restricted) degree programme and subject area you wish to enrol in.

Go to the combo box ‘**Application**’ and select the appropriate item from the drop-down menu. Click

 to see the list of options.

Click on  to select your **intended qualification and subject**.

Note: If you cannot find your intended qualification and subject in the drop-down list, please carefully review the application information that you have already entered.

Depending on the programme and subject chosen, you may be asked to provide additional information, such as:

- Starting semester: Select the semester that you want to start studying in. Note: typically only one option is available.
- Subject semester (please read the following explanation carefully):
A greyed-out value cannot be altered and is provided for information purposes only (e.g. '1' if you are starting a study programme in the first semester).
The default setting '2' when applying for higher-level entry can be replaced by a later semester, where appropriate.
- For multiple-subject degree programmes: please specify your main, subsidiary and, if applicable, supplementary subject.

Depending on your chosen study programme, certain subjects may be fixed, in which case these fields will be greyed out and cannot be altered.

UdS Privacy Note Legal Note

Preliminary Questionnaire

List of academic programmes

Application: Bachelor's degree programmes

Intended qualification (with subject): B.Sc. Wirtschaftsinformatik

Study semester*: 1

Intended semester*: Winter semester 2025/2026

The following questionnaire is designed to guide you through the enrolment process for a place on a non-restricted entry programme in the coming winter semester (application deadline: 30 September)

Information:
If you are unsure whether entry restrictions apply to the programme you wish to join, please refer to the table at <https://www.uni-saarland.de/en/study/application/first-degree.html>.


A check list of the documents you will need for your application is available at <https://www.uni-saarland.de/en/study/application/enrolment/documents.html>.

The following link provides information on how to apply or enrol via the SIM portal. If you scroll down to the bottom of the page, you will find user guides and video tutorials: <https://www.uni-saarland.de/en/studies/sim/request.html>.

Please click Next to continue.

Next

Note: You may experience a delay while the system processes your selection. Please be patient and do not cancel your application. Please be sure to select the semester in which you would like to begin studying. Depending on the semester you select, the programmes available will differ.

Click on  to automatically open the online application form for your chosen degree programme and subject.

2.3 Personal information

Please complete all mandatory fields. Please specify your preferred gender descriptor.

Personal details Information regarding applicant's pre-university education credentials Information about your higher education entrance qualification Language proficiency Study history Work experience, vocational training and employment prior to university Examinations taken Parallel enrolment Health insurance information Further Uploads Confirm choice of intended qualification (with subject) Verification of input data	<p>Personal details</p> <p>Surname* <input type="text"/></p> <p>Surname at birth <input type="text"/></p> <p>First name(s) (as shown on your identity card or passport)* <input type="text"/></p> <p>Have you previously been issued with a student registration number from Saarland University?*</p> <p><input type="radio"/> Yes <input type="radio"/> No</p> <p>Gender*</p> <p><input type="radio"/> Male <input type="radio"/> Female <input type="radio"/> Nonbinary <input checked="" type="radio"/> Not specified</p> <p>Date of birth* <input type="text" value="Enter date"/></p> <p>Place of birth* <input type="text"/></p> <p>Nationality* <input type="text"/></p> <p>Second nationality <input type="text"/></p> <p>Your address and contact details</p> <p>Street name* <input type="text"/></p> <p>House number* <input type="text"/></p> <p>Additional address information <input type="text"/></p> <p>Country of residence* <input type="text"/></p> <p>Postal code* <input type="text"/></p> <p>Place of residence (town/city)* <input type="text"/></p> <p>Phone number (landline) <input type="text"/></p> <p>Mobile/Cell number <input type="text"/></p> <p>Email address* <input type="text"/></p> <p><small>General information: You can navigate between the questions in the left column.</small></p>
--------------------------------------------------------------------------------------------------------------------------------------------------------------------------------------------------------------------------------------------------------------------------------------------------------------------------------------------------------------------------------------------------------------------------------------------------------------------------	----------------------------------------------------------------------------------------------------------------------------------------------------------------------------------------------------------------------------------------------------------------------------------------------------------------------------------------------------------------------------------------------------------------------------------------------------------------------------------------------------------------------------------------------------------------------------------------------------------------------------------------------------------------------------------------------------------------------------------------------------------------------------------------------------------------------------------------------------------------------------------------------------------------------------------------------------------------------------------------------------------------------------------------------------------------------------------------------------------------------------------------------------------------------------------------------------------------------------------------------------------------------------------------------------------------------------------------------------------------

2.4 Pre-university education credentials

Please click on **Information regarding applicant's pre-university education credentials**. Please complete all mandatory fields. Depending on the data you enter, additional questions may appear on the screen that you will need to answer. You will also have the opportunity to upload the relevant documents.

Personal details Information regarding applicant's pre-university education credentials Information about your higher education entrance qualification Language proficiency Study history Work experience, vocational training and employment prior to university Examinations taken Parallel enrolment Health insurance information Further Uploads Confirm choice of intended qualification (with subject) Verification of input data	<p>Pre-university educational credentials</p> <p>Where did you obtain your higher education entrance qualification (HEEQ)?*</p> <p><input type="radio"/> Germany <input type="radio"/> Not in Germany <input type="radio"/> Higher education assessment test at a Studienkolleg in Germany</p> <p><small>HEEQ = higher education entrance qualification for access to undergraduate studies in your home country (school-leaving certificate and any other required documents such as a university entrance examination)</small></p>
--------------------------------------------------------------------------------------------------------------------------------------------------------------------------------------------------------------------------------------------------------------------------------------------------------------------------------------------------------------------------------------------------------------------------------------------------------------------------	-----------------------------------------------------------------------------------------------------------------------------------------------------------------------------------------------------------------------------------------------------------------------------------------------------------------------------------------------------------------------------------------------------------------------------------------------------------------------------------------------------------------------------------------------------




2.5 Information about your higher education entrance qualification (HEEQ)

Please click on **Information about your higher education entrance qualification**. Please complete all mandatory fields. If you have a German general higher education entrance qualification (*Abitur*), please select 'Gymnasium (aHR)'. Please upload your HEEQ using the relevant 'Upload document' button.

Note: Instructions on how to create a single PDF file from several documents (e.g. several JPG scans) can be found online (try searching for 'Combine multiple JPG files into one PDF').




Personal details Information regarding applicant's pre-university education credentials Information about your higher education entrance qualification Language proficiency Study history Work experience, vocational training and employment prior to university Examinations taken Parallel enrolment Health insurance information Further Uploads Confirm choice of intended qualification (with subject) Verification of input data	<p>Information relating to your higher education entrance qualification (HEEQ) that permits you to be admitted to study at Saarland University</p> <p>When did you obtain your HEEQ? (date your HEEQ was issued)* <input type="text" value="Enter date"/></p> <p>In which country did you obtain your HEEQ?*</p> <p>Please enter the average grade specified on your HEEQ certificate (expressed as the equivalent grade on the German grading scale, e.g. 2.0; for degrees awarded abroad, please enter 8.0 as the grade)* <input type="text"/></p> <p>Information about your previous higher education entrance qualification</p> <p>Please complete the following fields, if you</p> <ul style="list-style-type: none"> previously acquired a higher education entrance qualification (HEEQ) in Germany (e.g. "Fachhochschulreife"), previously acquired a higher education entrance qualification (HEEQ) in a country other than Germany or have taken a higher education assessment test ("Feststellungsprüfung" (FSP)). <p>When did you obtain your higher education entrance qualification/pre-university educational credentials? <input type="text" value="Enter date"/></p> <p>Where did you obtain your higher education entrance qualification/pre-university educational credentials? <input type="text"/></p> <p>Overall grade <input type="text"/></p> <p>Previous HEEQ/pre-university educational credentials <input type="button" value="+ Upload Document"/></p>
--------------------------------------------------------------------------------------------------------------------------------------------------------------------------------------------------------------------------------------------------------------------------------------------------------------------------------------------------------------------------------------------------------------------------------------------------------------------------	-----------------------------------------------------------------------------------------------------------------------------------------------------------------------------------------------------------------------------------------------------------------------------------------------------------------------------------------------------------------------------------------------------------------------------------------------------------------------------------------------------------------------------------------------------------------------------------------------------------------------------------------------------------------------------------------------------------------------------------------------------------------------------------------------------------------------------------------------------------------------------------------------------------------------------------------------------------------------------------------------------------------------------------------------------------------------------------------------------------------------------------------------------------------------------------------------------------------------------------------------------------------------------------------------------------------------------------------------------------------------------------------------------------------------------------------------------------------------------------------------------------------------------------

If the file was uploaded successfully, this will be indicated accordingly.

*Higher education entrance qualification **HEEQ.pdf** (HEEQ)   


2.6 Information on language proficiency (when applicable)









Please click on **Language proficiency**. You are only required to provide more detailed information regarding language proficiency if you did not complete your pre-university education in Germany or if you are applying for a programme with other language requirements (e.g. English). If required, please complete at least the mandatory fields and upload the necessary documentary proof. If you have a German higher education entrance qualification, please select 'German *Abitur*'.

Personal details	<p>Language proficiency</p> <p>Language proficiency requirements* None of the above </p> <p>For undergraduate programmes only:</p> <p>If you want to study at Saarland University, you must have sufficient knowledge of German, as most of our undergraduate courses are taught in German. For a complete list of certificates recognized by Saarland University as proof of the required German language skills, please see: https://www.uni-saarland.de/en/studies/international/further-info/german-language-proficiency.html</p> <p>If you do not have the required German language skills, you must first complete the preparatory German language course or submit certified proof of proficiency in German before you can apply for direct access to an undergraduate degree programme.</p> <p>The deadline for applications at Saarland University for the preparatory German course is</p> <p>15 July for applications in the winter semester 15 January for applications in the summer semester</p> <p>Please leave the current application or enrolment process and apply for a preparatory German language course instead if you are unable to submit certified proof of German proficiency. If you still apply directly for admission or enrolment to an undergraduate degree programme, your application will be rejected.</p> <p>If you have a German higher education entrance qualification, please write 'German Abitur'. In all other cases, please provide details about your proficiency in German and/or other languages. If you have taken a higher education assessment test at a Studienkolleg (higher education preparatory institute) in Germany, please specify the type of course (e. g. M-Kurs*/N course) and the location of the Studienkolleg.*</p> <p>Proof of language proficiency in German*  Upload Document </p>
Information regarding applicant's pre-university education credentials	
Information about your higher education entrance qualification	
Language proficiency	
Study history	
Work experience, vocational training and employment prior to university	
Examinations taken	
Parallel enrolment	
Health insurance information	
Further Uploads	
Confirm choice of intended qualification (with subject)	
Verification of input data	

2.7 Your study history

Please click on **Study history**. Please complete the mandatory fields. Depending on the data you enter, additional questions may appear on the screen that you will need to answer. You will also have the opportunity to upload the relevant documents. This can mean that there is sometimes a delay before your 'Yes' or 'No' selection is confirmed on the screen. Please be patient.

Note: The next eligible semester will be filled in automatically. It is possible to change the selected semester. For information on the *year* and *semester* in which you were first enrolled, please refer to the information text .

Personal details	<p>Study history</p> <p>Were you already enrolled at a university in Germany or abroad (excluding vocational academies)?* <input checked="" type="radio"/> Yes <input type="radio"/> No</p> <p>At which university were you first enrolled?</p> <p>Country in which you were first enrolled at a university* ▼</p> <p>Year in which you were first enrolled at a university* 2025/2026 </p> <p>Semester in which you were first enrolled* Winter semester </p> <p>Enter the number of semesters that you have already studied at a German university in total.* <input type="text"/> </p> <p>Enter the total number of semesters for which you were granted leave of absence at a German university. <input type="text"/> </p> <p>Total number of semesters in which you undertook practical training or work experience while still being enrolled at university <input type="text"/> </p> <p>Number of semesters studied at a Studienkolleg <input type="text"/> </p> <p>Have you interrupted your studies and now want to recommence studying?*</p> <p><input type="radio"/> Yes <input type="radio"/> No</p> <p>Certificate of enrolment provided by the university you were first enrolled at: Please upload your certificates of enrolment if you were previously enrolled at another university.  Upload Document </p> <p>Were/are you enrolled in the semester immediately preceding the semester you are currently applying for?*</p> <p><input type="radio"/> Yes <input type="radio"/> No</p>
Information regarding applicant's pre-university education credentials	
Information about your higher education entrance qualification	
Language proficiency	
Study history	
Work experience, vocational training and employment prior to university	
Examinations taken	
Parallel enrolment	
Health insurance information	
Further Uploads	
Confirm choice of intended qualification (with subject)	
Verification of input data	

2.8 Work experience, vocational training and employment prior to university

[Note: This section only appears in certain questionnaires.]

Please click on **Work experience**. Please answer the mandatory questions.

Personal details	Activities undertaken after obtaining your higher education entrance qualification Vocational training with qualification in accordance with vocational training act (BBiG)* <input type="radio"/> Yes <input type="radio"/> No Work placement or internship relevant to the programme to which you are seeking admission* <input type="radio"/> Yes <input type="radio"/> No
Information regarding applicant's pre-university education credentials	
Information about your higher education entrance qualification	
Language proficiency	
Study history	
Work experience, vocational training and employment prior to university	
Examinations taken	
Parallel enrolment	
Health insurance information	
Further Uploads	
Confirm choice of intended qualification (with subject)	
Verification of input data	

2.9 Examinations taken

Please click on **Examinations taken**. Please answer the mandatory question. If you respond with 'Yes', you will be presented with further questions to answer. Please upload the required document(s) using the relevant 'Upload document' button.

Personal details	Examinations taken Have you already completed the final academic assessment stage/final examinations at a university in Germany or abroad, or have you already lost the right of assessment or examination at such a university? * <input type="radio"/> Yes <input type="radio"/> No Country in which you completed the examinations* Type of study* Degree/Qualification* First subject* Second subject Third subject Date of examination* Examination status* Overall grade* Please enter your overall grade in the format XX (e.g. 2.0). (Please note the use of a comma as the decimal separator.) In the case of an irrevocable fail (i.e. after all retakes), please enter 9.0. If you have academic records from studying in a country other than Germany but you do not know what your grade is equivalent to in the German grading system, please enter 8.0. Please submit these academic records with your other documents. Your equivalent German grade will be determined by the university. If you have already graduated from a university or you have lost the right of examination in a particular subject area ('irrevocable fail'), please upload the relevant documents (incl. translations in the case of international certificates). A translation is required if the original documents are not in German, English or French. + Upload Document + Upload Document + Upload Document Perultimate university degree qualification or loss of right of examination If you completed an academic degree programme or lost your right of examination before your last higher education qualification, please provide details about this perultimate higher education qualification/loss of right of examination. Have you taken another final examination at a university? * <input type="radio"/> Yes <input type="radio"/> No If you have already graduated from a university or you have lost the right of examination in a particular subject area ('irrevocable fail'), please upload the relevant documents (incl. translations in the case of international certificates).
Information regarding applicant's pre-university education credentials	
Information about your higher education entrance qualification	
Language proficiency	
Study history	
Work experience, vocational training and employment prior to university	
Examinations taken	
Parallel enrolment	
Health insurance information	
Further Uploads	
Confirm choice of intended qualification (with subject)	
Verification of input data	

2.10 Parallel enrolment

[Note: only appears for certain programmes]

Please click on **Parallel enrolment**. Please answer the mandatory question. If you respond with 'Yes', you will be presented with further questions to answer. Please upload proof of enrolment using the relevant 'Upload document' button.

Personal details	Parallel enrolment If you will still be enrolled at another university in the semester in which you plan to start studying at Saarland University, please state the name of the other university. Saarland University will assess your application and decide whether you can be admitted for parallel enrolment. Please include detailed reasons for wishing to undertake parallel studies at two universities in Germany and submit relevant supporting documentation from your first university, such as your certificate of enrolment, academic transcripts, etc. Will you still be enrolled at another university in the semester in which you plan to start studying at Saarland University? *
Information regarding applicant's pre-university education credentials	
Information about your higher education entrance qualification	
Language proficiency	
Study history	
Work experience, vocational training and employment prior to university	
Examinations taken	
Parallel enrolment	
Health insurance information	
Further Uploads	
Confirm choice of intended qualification (with subject)	
Verification of input data	

2.11 Health insurance information

Please click on **Health insurance information**. Please answer the mandatory questions and upload *proof of health insurance cover / proof of exemption* using the relevant 'Upload document' button.

<p>Personal details</p> <p>Information regarding applicant's pre-university education credentials</p> <p>Information about your higher education entrance qualification</p> <p>Language proficiency</p> <p>Study history</p> <p>Work experience, vocational training and employment prior to university</p> <p>Examinations taken</p> <p>Parallel enrolment</p> <p>Health insurance information</p> <p>Further Uploads</p> <p>Confirm choice of intended qualification (with subject)</p> <p>Verification of input data</p>	<p>Health insurance information</p> <p>Important information for all applicants:</p> <p>We strongly recommend that you refer to the electronic record using its German name 'Datensatz für die Einschreibung an der Universität des Saarlandes, Saarbrücken' when contacting a statutory health insurance fund. Please state the following reference code for Saarland University which the statutory health insurance fund needs to transfer the electronic record: H000196.</p> <p>Information for applicants who have statutory health insurance:</p> <p>Information for applicants who already have statutory health insurance in Germany: If you already have statutory health insurance in Germany, please select the option 'Insured' when specifying your 'Status code for student health insurance'. Please contact your German statutory health insurance fund and request that they submit an electronic record to Saarland University confirming your insurance status. Enrolment at Saarland University is not possible without the electronic record or an exemption certificate.</p> <p>Uploading a scan of your insurance card is not sufficient proof of health insurance.</p> <p>Information for applicants who have statutory health insurance in a Member State of the European Union or the European Economic Area:</p> <p>If you have statutory health insurance cover in a Member State of the European Union (other than Germany) or the European Economic Area, you must ask your home insurance provider to issue you with a European health insurance card (EHIC) or issue a certificate of insurance as proof of your health insurance cover. If you have foreign health insurance, you will also need to provide proof that you are not subject to compulsory insurance in Germany (nicht versicherungspflichtig). Please contact a statutory health insurance fund in Germany and request that they submit an electronic record to Saarland University confirming your insurance status or issue you with a certificate. Enrolment at Saarland University is not possible without the electronic record or certificate. Note: The electronic record is referred to in German as 'Datensatz für die Einschreibung an der Universität des Saarlandes, Saarbrücken'. You can request an electronic record or certificate verifying your insurance status by presenting your European health insurance card (EHIC) or the corresponding replacement certificate from your foreign health insurance provider to any statutory health insurance fund in Germany. Please select the option 'Not insured' when specifying your 'Status code for student health insurance'.</p> <p>Information for applicants who have private health insurance:</p> <p>If you already have private health insurance and you would like to continue to be privately insured while you are studying, you will need to provide proof of exemption from statutory health insurance in Germany. Please contact a statutory health insurance fund in Germany and request that they submit an electronic record to Saarland University confirming your insurance status or issue an exemption certificate. Enrolment at Saarland University is not possible without the electronic record or exemption certificate. Note: The electronic record is referred to in German as 'Datensatz für die Einschreibung an der Universität des Saarlandes, Saarbrücken'. You can request an electronic record verifying your insurance status or an exemption certificate from a German statutory health insurance fund of your choice by presenting proof of your private health insurance cover to any statutory health insurance fund. Please select the option 'Not insured' when specifying your 'Status code for student health insurance'.</p> <p>Status code for student health insurance data* <input type="text"/></p> <p>Proof of health insurance cover/ Proof of exemption <input type="button" value="+ Upload Document"/></p> <p>Further information for international applicants:</p> <p>International students can enrol directly if they already meet all of the enrolment criteria and they have all of the necessary supporting documents available.</p> <p>International students who are already in Germany can be enrolled after uploading proof of payment of the semester fee and proof of health insurance cover.</p> <p>International students who need a letter of admission before they can apply for the necessary travel visa and/or have not yet travelled to Germany may upload proof of payment of the semester fee and proof of health insurance cover before the enrolment deadline specified in their letter of admission.</p>
-----------------------------------------------------------------------------------------------------------------------------------------------------------------------------------------------------------------------------------------------------------------------------------------------------------------------------------------------------------------------------------------------------------------------------------------------------------------------------------------------------------------------------	---------------------------------------------------------------------------------------------------------------------------------------------------------------------------------------------------------------------------------------------------------------------------------------------------------------------------------------------------------------------------------------------------------------------------------------------------------------------------------------------------------------------------------------------------------------------------------------------------------------------------------------------------------------------------------------------------------------------------------------------------------------------------------------------------------------------------------------------------------------------------------------------------------------------------------------------------------------------------------------------------------------------------------------------------------------------------------------------------------------------------------------------------------------------------------------------------------------------------------------------------------------------------------------------------------------------------------------------------------------------------------------------------------------------------------------------------------------------------------------------------------------------------------------------------------------------------------------------------------------------------------------------------------------------------------------------------------------------------------------------------------------------------------------------------------------------------------------------------------------------------------------------------------------------------------------------------------------------------------------------------------------------------------------------------------------------------------------------------------------------------------------------------------------------------------------------------------------------------------------------------------------------------------------------------------------------------------------------------------------------------------------------------------------------------------------------------------------------------------------------------------------------------------------------------------------------------------------------------------------------------------------------------------------------------------------------------------------------------------------------------------------------------------------------------------------------------------------------------------------------------------------------------------------------------------------------------------------------------------------------------------------------------------------------------------------------------------------------------------------------------------------------------------------------------------------------------------------------------------------------------------------------------------------------------------------------------------------------------------------------------------------------------------------------------------------------------------------------------------------------------------------------------------------------------------------------------------------------------------------------------------------------------------------------------------------------------------------------------------------------------------------------------------------------------------------------------------------------------------------------------------------------------------------------------------------------------------------------------------------------------------------------------------------------------------------------------------------------------------------------------------------------------------------------------------------------------------------------------------------------------------------------------------------------------------------------------------------------------------------------------------------------------------------------------------------------------------------------------------------------------------------------------------------------------------------------------------------------------------------------------------------------------------------------------------------------------------------------------------------------------------------------------------------------------

Note: Further information on health insurance is available here: <https://www.uni-saarland.de/en/study/application/enrolment/documents/health-insurance.html>

2.12 Further uploads

Please click on **Further Uploads**. Please upload all of the mandatory documents, by clicking on the

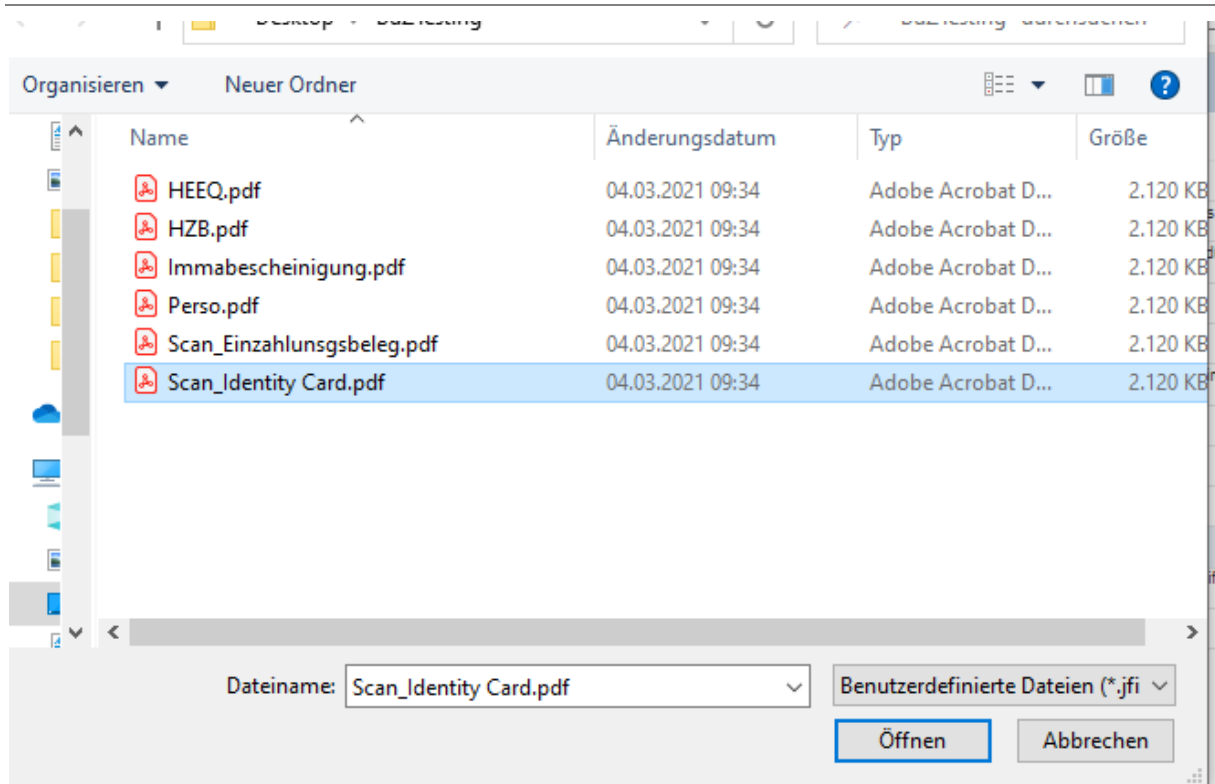
button next to the relevant field. Please ensure that you assign each document to the correct upload field.

If you are applying for a Master's degree programme or an advanced professional study programme, please check whether the department that coordinates the programme requires you to upload additional documentation. You will be notified about upload links at the relevant place in the questionnaire.


One file can be uploaded per required document; permissible file formats are **JPEG/JPG** or **PDF**. If you need to create a single PDF file from several documents (e.g. multiple JPEG files), instructions are available online (e.g. try searching for 'Combine multiple files into one PDF').

<p>Personal details</p> <p>Information regarding applicant's pre-university education credentials</p> <p>Information about your higher education entrance qualification</p> <p>Language proficiency</p> <p>Study history</p> <p>Work experience, vocational training and employment prior to university</p> <p>Examinations taken</p> <p>Parallel enrolment</p> <p>Health insurance information</p> <p>Further Uploads</p> <p>Confirm choice of intended qualification (with subject)</p> <p>Verification of input data</p>	<p>File Upload</p> <p>Please make sure that you only upload supporting documentation using the dedicated upload function. Failure to do so may cause problems with your application or may result in your application not being processed.</p> <p>Certification of admission to the higher education access course <input type="button" value="+ Upload Document"/></p> <p>Certificate of de-registration: Please upload your certificates of de-registration if you were previously de-registered from another university. (Note: this is not required for foreign or if you wish to enrol for a non-restricted degree programme). <input type="button" value="+ Upload Document"/></p> <p>Scan of identity card (front and back) or scan of passport* <input type="button" value="+ Upload Document"/></p> <p>Other documents <input type="button" value="+ Upload Document"/></p> <p>Proof of language proficiency <input type="button" value="+ Upload Document"/></p> <p>Credit transfer certificate/Formal record of recognition of prior learning <input type="button" value="+ Upload Document"/></p>
-----------------------------------------------------------------------------------------------------------------------------------------------------------------------------------------------------------------------------------------------------------------------------------------------------------------------------------------------------------------------------------------------------------------------------------------------------------------------------------------------------------------------------	----------------------------------------------------------------------------------------------------------------------------------------------------------------------------------------------------------------------------------------------------------------------------------------------------------------------------------------------------------------------------------------------------------------------------------------------------------------------------------------------------------------------------------------------------------------------------------------------------------------------------------------------------------------------------------------------------------------------------------------------------------------------------------------------------------------------------------------------------------------------------------------------------------------------------------------------------------------------------------------------------------------------------------------------------------------------------------------------------------------------

When the window opens, click on the file you want to upload to select it and then click **open**. All uploaded documents must be legible.



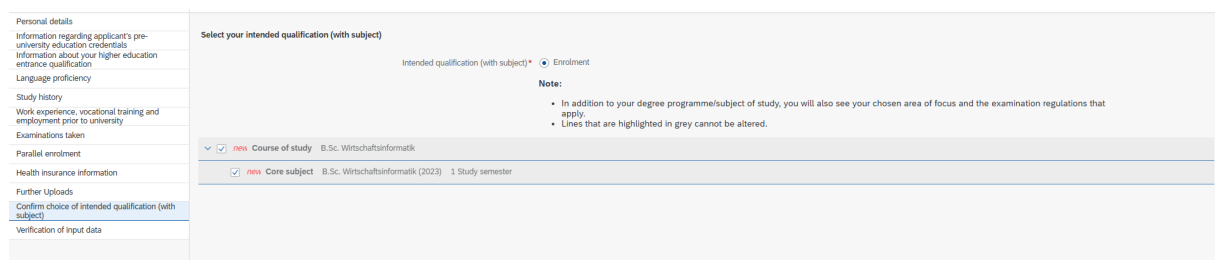
If the file was uploaded successfully, this will be indicated accordingly.



If you need to swap or replace a document, click on the pencil symbol and select a new file to upload.

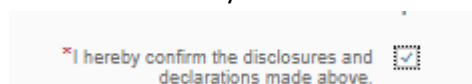
2.13 Confirm choice of intended qualification (with subject)

[**Note:** If you are not currently enrolled at Saarland University, you do not need to enter anything on this screen. You can proceed to the next section.]



2.14 Verification of input data

Please click on **Verification of input data**. In this final section, you are required to provide a declaration (in lieu of oath) [*Eidesstattliche Erklärung*] before submitting your application. Read the text carefully and then indicate your consent before submitting your application by ticking the checkbox



Please complete all mandatory fields and upload appropriate documentary proof that your semester fee has been paid.

Note: Please note that the checkbox in the print preview or preview is not filled. This does not mean that the box in your application was not filled (ticked). Your application can only be sent if you have given your consent.

Please upload appropriate documentary proof that your semester fee has been paid.

Personal details
Information regarding applicant's pre-university education credentials
Information about your higher education entrance qualification
Language proficiency
Study history
Work experience, vocational training and employment prior to university
Examinators' notes
Parallel enrolment
Health insurance information
Further Uploads
Confirm choice of intended qualification (with subject)
Verification of input data

Declaration (in lieu of oath)

I hereby apply to be enrolled at Saarland University on the basis of the information I have provided above.

I hereby declare that the information provided in my application is true, correct and complete.

I am aware that any incorrect information that I supply, either negligently or intentionally, is in contravention of the regulations of Saarland University and will lead to the revocation of my admission status and - should such misrepresentation be identified after enrolment - to the revocation of my enrolment status.

I also affirm (in lieu of oath) that I have given true information regarding periods of previous academic study and any academic degrees or university qualifications attained.

I hereby confirm the disclosures and declarations made above.

I hereby declare that I have not lost the right of assessment or examination in the subject areas that I have applied for.

Due to your requested enrolment, payment of fees and any other applicable charges is now due. Please submit proof of payment as a PDF upload. Further information about payment details (fee rates and bank details) can be found online at <https://www.uni-saarland.de/en/study/application/enrolment/documents.html> (under item 1) Proof of payment.

Proof of payment of semester fee

International students can enrol directly if they already meet all of the enrolment criteria and they have all of the necessary supporting documents available. International students who are already in Germany can be enrolled after uploading proof of payment of the semester fee and proof of health insurance cover.

International students who need a letter of admission before they can apply for the necessary travel visa and/or have not yet travelled to Germany may upload proof of payment of the semester fee and proof of health insurance cover before the enrolment deadline specified in their letter of admission.

One final request

We would be grateful if you would participate in our feedback survey and kindly ask for a few minutes of your time. You can fill in the survey online at <https://forms.office.com/gz2Pqkfn8y>. The information you provide will be evaluated anonymously.

Once you have successfully submitted your application, you will receive a confirmation email containing information on the next steps in the process within 72 hours. If you have not received confirmation by then, your application likely contains an error and we ask that you check your application again carefully.

If you have any questions or are having problems with your application, please contact us for assistance. We are available:

- every day between 10 a.m. and 4 p.m. by telephone at +49 681 302-5491. We can assist you in German, English or French.
- by email at studium@uni-saarland.de (24/7). Please provide your SIM application portal username or student registration number.
- for consultations in-person or via Teams; appointments can be booked on the [webpage: Appointments with the Admissions Office | Saarland University](#)

You can also find a summary of important application information at <https://www.uni-saarland.de/en/study/application.html>

Finally, click on to submit your application.

At the end of the process, you will be asked to reconfirm the information you have supplied.

Target studies for the upcoming semester


Please confirm your selection

> **Course of study B.Sc. Wirtschaftsinformatik**

You will receive on-screen confirmation that your enrolment application has been submitted and you will be notified of your application number:

Your application to register has been submitted with the confirmation number 100000280555. We will contact you soon by e-mail about the status of your application.

Please check on your start page that the tile for this application displays the status message 'Enrol. application received by deadline'. If that is not the case, please clear your browser cache using the key combination CTRL+F5.



B.Sc.
Wirtschaftsinformatik
100000280554
Study semester: 1

Enrol. application received by deadline

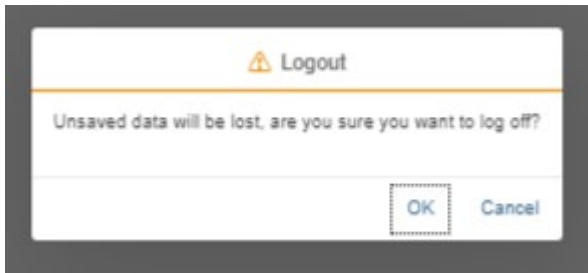
Please check – well before the enrolment deadline is due to expire – that you did actually send your enrolment application via the [Submit](#) button and that you didn't simply save it without submitting it.

3. Logging out of the SIM application portal

Click on the 'logoff' button shown at the top right of your screen:



Confirm that you wish to log out



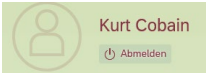
and then close the browser.

Note:

If you want to log out of the student web portal (only accessible to students already enrolled at Saarland University), please proceed as follows:

Click on the 'person' icon shown at the top left of your screen



Click  to confirm that you want to log out.

4. Additional information

Information on applying and on selecting a degree programme and subject

General information:

<https://www.uni-saarland.de/en/study/application.html>

Programmes currently offered:

<https://www.uni-saarland.de/en/study/application/first-degree.html>

Overview of subject combinations in multiple-subject degree programmes (currently available in German only)

Dual-subject Bachelor's degree programmes: <https://www.uni-saarland.de/fileadmin/upload/studium/angebot/kombinationen-ba.pdf>

Dual-subject Master's degree programmes:

<https://www.uni-saarland.de/fileadmin/upload/studium/angebot/kombinationen-ma.pdf>

Teacher training degree programmes:

<https://www.uni-saarland.de/fileadmin/upload/studium/angebot/lehramt.pdf>
