

# Student Information Management System

for Saarland



## Application Guide Summer semester 2024

### Key information at a glance



Access to SIM for students at Saarland University <https://sim.uni-saarland.de>


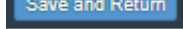
for new applicants via <https://sim.uni-saarland.de/bewerbung>

Please access the SIM portal using the latest version of one of the following browsers: Google Chrome, Mozilla Firefox, Microsoft Edge based on Chromium. Apple Safari and Internet Explorer are not fully supported.

Always exit the SIM application portal using the **Logoff button**  and then close the browser.

Using the application interface: **Navigate** to the different sections using the navigation menu on the left

side of the  window; **mandatory fields** are indicated by a red asterisk (e.g.  Surname ); to see

**help texts** click  on the symbol; to save your draft application, click on .

For more information on the application procedure: [www.uni-saarland.de/bewerbung](http://www.uni-saarland.de/bewerbung)

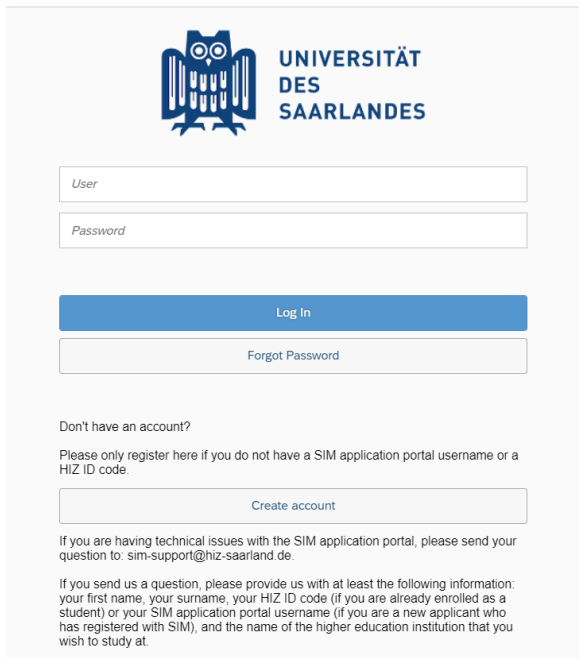
If you are having **technical issues with the SIM application portal**, please send your questions to:  
[sim-support@hiz-saarland.de](mailto:sim-support@hiz-saarland.de)

If you send us a question, please provide us with at least the following information: your first name, your surname, your date of birth, your HIZ ID code (if you are already enrolled as a student at UdS) **or** your SIM application portal username (if you are a new applicant who has registered with SIM), and the name of the higher education institution that you wish to study at.


<b>Table of contents</b>	
<b>1. <u>OPEN THE SIM APPLICATION PORTAL USING THE FOLLOWING LINK: <a href="https://sim.uni-saarland.de/beerbung">HTTPS://SIM.UNI-SAARLAND.DE/BEWERBUNG</a></u></b>	<b>3</b>
<b>2. <u>APPLYING FOR A PLACE ON A DEGREE PROGRAMME</u></b>	<b>6</b>
2.1 PRELIMINARY QUESTIONNAIRE	6
2.2 PERSONAL DETAILS	8
2.3 PRE-UNIVERSITY EDUCATION CREDENTIALS	9
2.4 INFORMATION ABOUT YOUR HIGHER EDUCATION ENTRANCE QUALIFICATION (HEEQ)	9
2.5 INFORMATION ON LANGUAGE PROFICIENCY (WHEN APPLICABLE)	9
2.6 YOUR STUDY HISTORY	10
2.7 EXAMINATIONS TAKEN	10
2.8 WORK EXPERIENCE, VOCATIONAL TRAINING AND EMPLOYMENT PRIOR TO UNIVERSITY	11
2.9 SPECIAL DISPENSATIONS (IF APPLICABLE)	11
2.10 FURTHER UPLOADS	12
2.11 VERIFYING YOUR INPUT DATA	13
<b>3. <u>APPLYING FOR A PLACE ON A STUDY PREPARATORY GERMAN LANGUAGE COURSE/INTERNATIONAL FOUNDATION PROGRAMME (VSI)</u></b>	<b>15</b>
3.1 PRELIMINARY QUESTIONNAIRE	15
<b>4. <u>WHAT HAPPENS AFTER I HAVE SUBMITTED MY APPLICATION?</u></b>	<b>17</b>
4.1 MY APPLICATION HAS BEEN REVIEWED AND I HAVE BEEN SENT A REQUEST FOR ADDITIONAL DOCUMENTS.	17
4.2 RESULT OF THE APPLICATION REVIEW PROCESS	18
<b>5. <u>LOGGING OUT OF THE SIM APPLICATION PORTAL</u></b>	<b>20</b>
<b>6. <u>CHANGING YOUR ADDRESS IN THE SIM APPLICATION PORTAL</u></b>	<b>21</b>
<b>7. <u>ADDITIONAL INFORMATION</u></b>	<b>22</b>

1. Open the SIM application portal using the following link: <https://sim.uni-saarland.de/bewerbung>

**Important note:** Please access the SIM portal using the latest version of one of the following browsers: Google Chrome, Mozilla Firefox, Microsoft Edge based on Chromium. The portal may not be displayed correctly if you use an older version of one of these browsers or if you choose to use another browser, such as Apple Safari or Internet Explorer.



The screenshot shows the login page of the SIM application portal. At the top left is the University of Saarland logo. Below it are two input fields labeled 'User' and 'Password'. A blue 'Log In' button is positioned below the password field, and a 'Forgot Password' link is below that. Further down, there is a 'Don't have an account?' section with a 'Create account' button. At the bottom, there is a paragraph of text providing contact information for technical issues and a list of required information for questions.

Log in with your username (e.g. B000xxxx) and your application password. Click on .

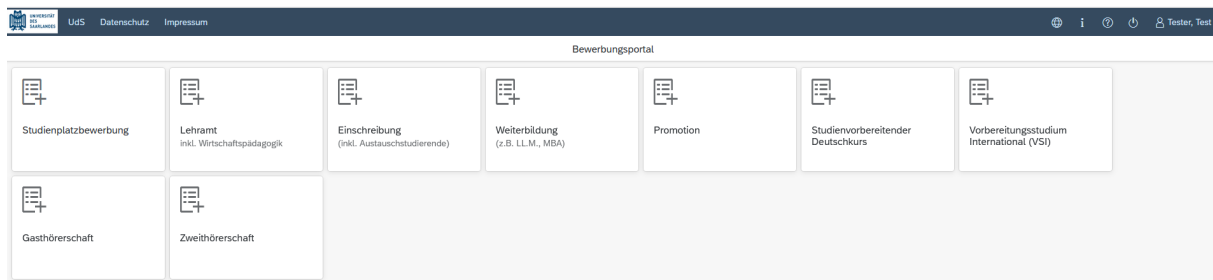
**Note:** If you are not already registered in SIM, please refer to the *SIM Registration Guide*.

If you are already enrolled as a student at Saarland University, you can use the SIM student web portal: <https://sim.uni-saarland.de/>


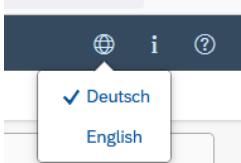
Log in using your an HIZ/UdS ID code. Once on your start page, click on the tile:



You are now on your start page in the SIM application portal.



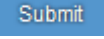


(Note: The tile *hochschulstart.de* is only visible on your start page during the relevant enrolment period.)

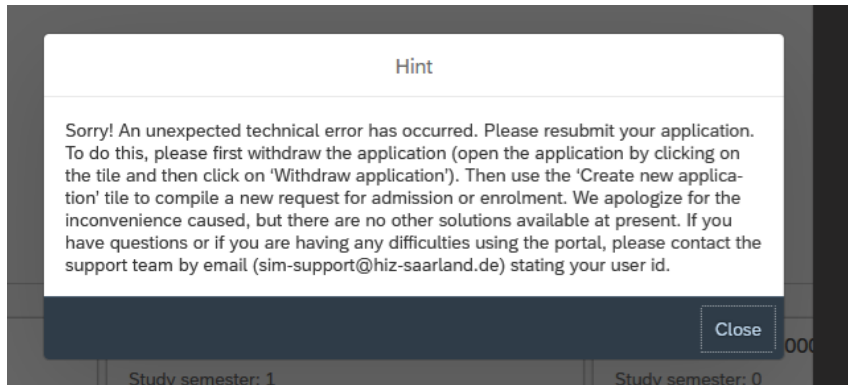
**Note:** To change to another language, click on  and then . The language you select will be used in all future correspondence, e.g. emails.


**To apply for a place** on a study programme, please follow the instructions in Section 2. **To apply for a place** on a German language course/VSi MINT, please follow the instructions in Section 3. Section 5 contains **information on** applying to join an advanced professional study programme

### General information:


- You may experience a delay while the system processes your selection. Please be patient and do not cancel your application.
- Select the individual sections of the navigation bar on the left of the window and enter the required information. Depending on the particular degree programme and subject chosen, the precise appearance of the application form may differ from the screenshots shown in this user guide.
- Mandatory fields are indicated by a red asterisk (e.g. *\*Surname* ).
- If a help text is available, you can view it by clicking on the  symbol.
- To save the data entered in your application so far and go back to your start page, click on . You can continue with your application at a later date by clicking on the relevant tile.
- You may only submit your application once all of the required fields have been completed and all of the required documents have been uploaded. To submit your enrolment application to Saarland University, click on . Please do not send paper documents after submitting your online application. You should be aware that any incorrect information you supply may lead to your exclusion from the enrolment process.
- If you change the language in the form, you will be automatically redirected back to the application portal start page. To continue your application, please click on your application tile. The information you have entered so far has been saved.
- If technical problems occur during your application, the following message will be displayed and “Technical error” message will be displayed on your application tile. In this case, please follow the


instructions in the message. To do this, please first withdraw the application and then use the 'Create new application' tile to compile a new request for admission or enrolment.



- Always exit the SIM application portal by clicking on the **logoff button**  at the top right of the window.

**Note:** If entry restrictions do **not** apply to the degree programme that you would like to study, you can enrol directly with the university (see Enrolment Guide for Non-Restricted Study Programmes) provided that you meet the formal enrolment requirements. To find out whether entry restrictions apply to a particular subject/programme combination, please follow the links in Section 7. If you plan to combine a number of different subjects in your proposed degree programme, please check beforehand that entry restrictions do not apply to any of your chosen subjects

 Application  
to study a restricted-entry  
programme

You can edit your personal details or upload your passport photo by clicking on  Tester, Test



UdS

Privacy Note

Legal Note

Preliminary Questionnaire

List of academic programmes

Application

Intended qualification (with subject)

Intended semester


Bachelor's degree programmes (Higher-level entry)




Master's degree programmes (1st semester)

Master's degree programmes (Higher-level entry)

Medicine, dentistry, pharmacy (Higher-level entry)




[UDS](#)
[Privacy Note](#)
[Legal Note](#)




[Testier, Test](#)

Preliminary Questionnaire

List of academic programmes

Application

Bachelor's degree programmes (Higher-level entry)

Intended qualification (with subject)

Select

The following questionnaire is designed to guide you through the process of applying for admission to a higher semester of a Bachelor's degree programme.

**Please take note of the following important information:**

To apply for higher-level entry to a degree programme you will need a formal record of recognition of prior learning or a credit transfer certificate issued by the relevant [examinations office](#)\*) at Saarland University. In addition to submitting your application, you will also need to contact the relevant examination office. If you only receive the necessary supporting documents after the application deadline has passed, you may still upload these documents via this portal until 31 March if you are applying for summer semester admission.

\*) If you are studying medicine, dentistry or pharmaceutical science, credit transfer certificates are issued by the Saarland State Examinations Office.

**Information:**

The following link provides information on how to apply or enrol via the SIM portal. If you scroll down to the bottom of the page, you will find user guides and video tutorials: <https://www.uni-saarland.de/en/studies/sim/request.html>.

Please click **Next** to continue.

**Note:** If you cannot find your intended qualification and subject in the drop-down list, please carefully review the application information that you have already entered.

Depending on the programme and subject chosen, you may be asked to provide additional information, such as:

- Starting semester: Select the semester that you want to start studying in. Note: typically only one option is available.
- Subject semester (please read the following explanation carefully):  
A greyed-out value cannot be altered and is provided for information purposes only (e.g. '1' if you are starting a study programme in the first semester)  
The default setting '2' when applying for higher-level entry can be replaced by a later semester, where appropriate.
- For multiple-subject degree programmes: please specify your main, subsidiary and, if applicable, supplementary subject.  
Depending on your chosen study programme, certain subjects may be fixed, in which case these fields will be greyed out and cannot be altered.

**Note:** You may experience a delay while the system processes your selection. Please be patient and do not cancel your application.

UdS Privacy Note Legal Note

Preliminary Questionnaire

List of academic programmes

Application Bachelor's degree programmes (Higher-level entry)

Intended qualification (with subject) B.A. Musikmanagement

\*Study semester 2

\*Intended semester Summer semester 2024

The following questionnaire is designed to guide you through the process of applying for admission to a higher semester of a Bachelor's degree programme.

**Please take note of the following important information:**

To apply for higher-level entry to a degree programme you will need a formal record of recognition of prior learning or a credit transfer certificate issued by the relevant [examinations office](#)\*) at Saarland University. In addition to submitting your application, you will also need to contact the relevant examination office. If you only receive the necessary supporting documents after the application deadline has passed, you may still upload these documents via this portal until 31 March if you are applying for summer semester admission.

\*) If you are studying medicine, dentistry or pharmaceutical science, credit transfer certificates are issued by the Saarland State Examinations Office.

**Information:**

The following link provides information on how to apply or enrol via the SIM portal. If you scroll down to the bottom of the page, you will find user guides and video tutorials: <https://www.uni-saarland.de/en/studies/sim/request.html>.

Please click **Next** to continue.

**Next**

Click on **Next** to automatically open the online application form for your chosen degree programme and subject.

## 2.2 Personal details

Please complete all mandatory fields. Please specify your preferred gender.

UdS Privacy Note Legal Note

Section Course Offering - B.A. Musikmanagement

Personal details

Pre-university educational credentials

Information about your higher education entrance qualification

Language proficiency

Study history

Examinations taken

Special dispensations

Further Uploads

Verification of input data

\*Surname

Surname at birth

\*First names (as shown on your identity card or passport)

\*Gender

☐ Male

☐ Female

☐ Nonbinary

☒ Not specified

\*Date of birth

Enter date

\*Place of birth

\*Nationality

Second nationality

Your address and contact details

\*Street name

\*House number

c/o details/additional address information

\*Country of residence

\*Postal code

\*Place of residence (town/city)

Phone number (landline)

Mobile/Cell number

\*Email address

General information: You can navigate between the questions in the left column.

**Save and Return** **Submit**

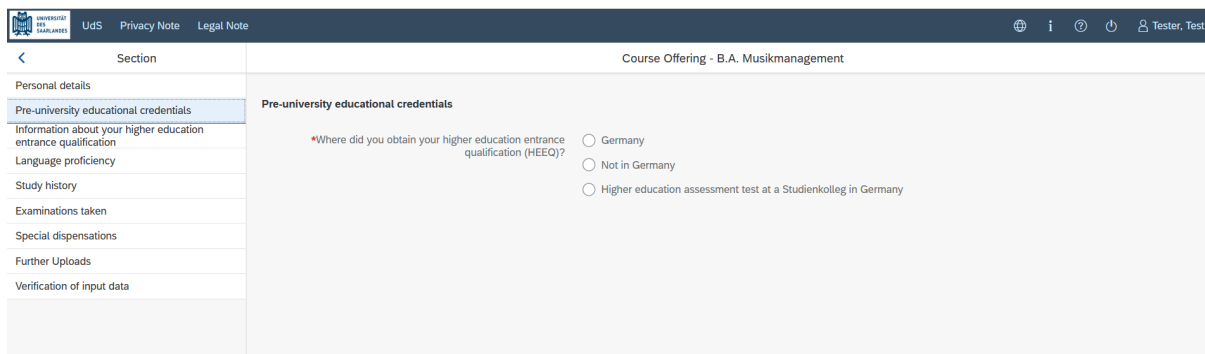
**(Note: If you are applying for a place on a German language course, you must also specify which academic programme (subject and intended qualification) you plan to study after completing the language course.)**



## 2.3 Pre-university education credentials

### Pre-university educational credentials

Please click on [Pre-university educational credentials](#) and complete all mandatory fields. Depending on the data you enter, additional questions may appear on the screen that you will need to answer. You will also have the opportunity to upload the relevant documents.

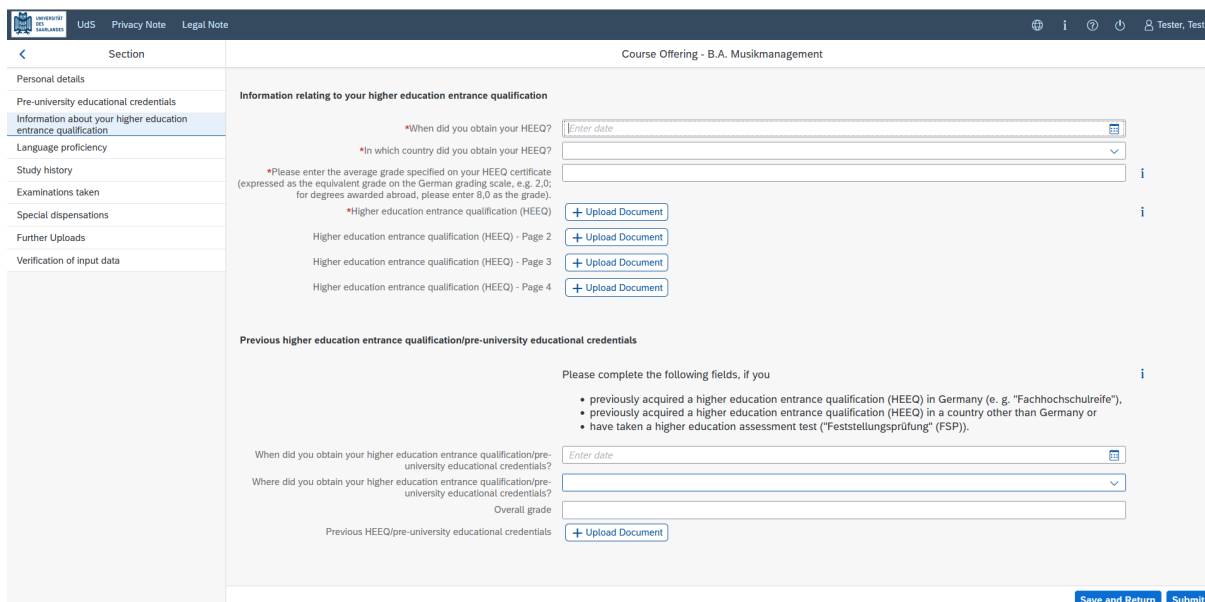


## 2.4 Information about your higher education entrance qualification (HEEQ)


### Information about your higher education entrance qualification

Please click on [Information about your higher education entrance qualification](#) and complete all mandatory fields. If you have a German general higher education entrance qualification (*Abitur*), please select 'Gymnasium (aHR)'. Please upload your HEEQ using the relevant 'Upload document' button.

**Note:** Instructions on how to create a single PDF file from several documents (e.g. several JPG scans) can be found online (try searching for 'Combine multiple JPG files into one PDF').



If the file was uploaded successfully, this will be indicated accordingly.

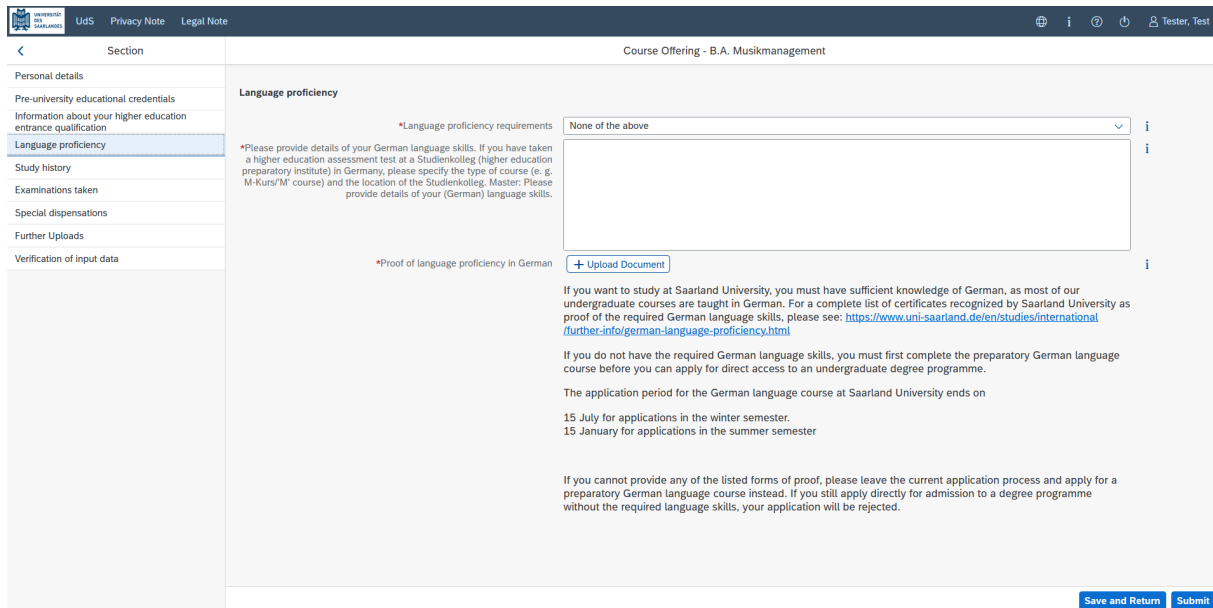


## 2.5 Information on language proficiency (when applicable)

### Language proficiency


Click on [Language proficiency](#). You are only required to provide information regarding language proficiency if you did not complete your pre-university education in Germany or if you are applying

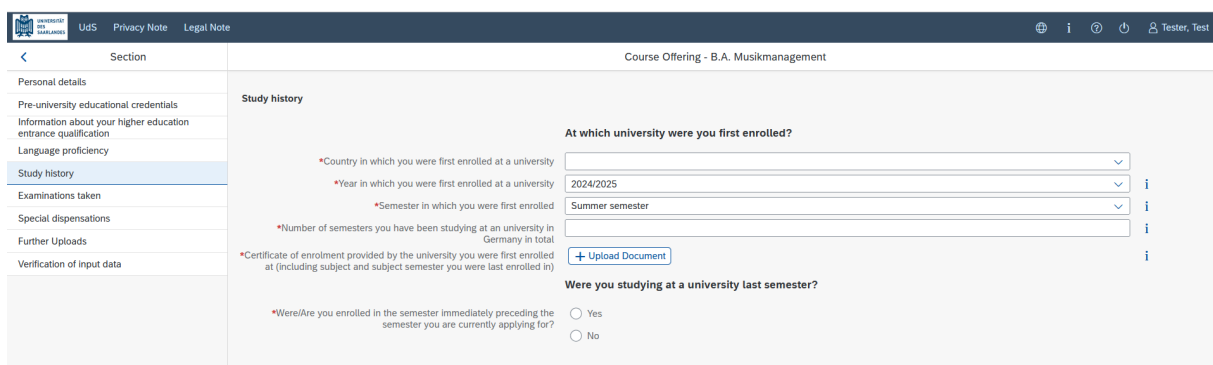
for a programme with other language requirements (e.g. working at a school English). If required, please complete at least the mandatory fields and upload the necessary documentary proof.



## 2.6 Your study history

Please click on **Study history** and complete all mandatory fields. Depending on the data you enter, additional questions may appear on the screen that you will need to answer. You will also have the opportunity to upload the relevant documents. This can mean that there is sometimes a delay before your 'Yes' or 'No' selection is confirmed on the screen. Please be patient.

**Note:** For information on the *year* and *semester* in which you were first enrolled, please refer to the information text .



## 2.7 Examinations taken

Please click on **Examinations taken**. Please answer the mandatory question. If you respond with 'Yes', you will be presented with further questions to answer. Please upload your graduation documents using the relevant 'Upload document' button.

UNIVERSITÄT DES SAARLANDES | UDS | Privacy Note | Legal Note | Course Offering - B.A. Musikmanagement | Tester, Test

Section

Personal details

Pre-university educational credentials

Information about your higher education entrance qualification

Language proficiency

Study History

Examinations taken

Special dispensations

Further Uploads

Verification of input data

Examinations taken

Last university degree qualification/loss of right of examination

\*Have you already completed the final academic assessment stage/final examinations at a university in Germany or abroad, or have you already lost the right of assessment or examination at such a university?

Yes

\*Country in which you completed the examinations

\*Type of study

\*Degree/Qualification

\*First subject

Second subject

Third subject

\*Date of examination

Enter date

\*Examination status

\*Overall grade

Please enter your overall grade in the format X.X (e.g. 2.0). (Please note the use of a comma as the decimal separator.) In the case of an irrevocable fail (i.e. after all retakes), please enter 5.0.

If you have academic records from studying in a country other than Germany but you do not know what your grade is equivalent to in the German grading system, please enter 6.0. Please submit these academic records with your other documents. Your equivalent German grade will be determined by the university.

If you have already graduated from a university or you have lost the right of examination in a particular subject area ('irrevocable fail'), please upload the relevant documents (incl. translations in the case of international certificates).

A translation is required if the original documents are not in German, English or French.

\*If you passed the final examinations, please submit your graduation documents (e.g. graduation certificates); if you failed the final examinations, please submit proof of your irrevocable loss of right to further examination (incl. translation).

Examination certificates (incl. translations)

Transcript of records (incl. translations)

+ Upload Document

+ Upload Document

+ Upload Document

Penultimate university degree qualification/loss of right of examination

If you completed an academic degree programme or lost your right of examination before your last higher education qualification, please provide details about this penultimate higher education qualification/loss of right of examination.

Save and Return Submit

**Note:** The details of the questionnaire will differ depending on the programme you have selected. If, for example, you are applying for a Master's degree programme, you will see text boxes into which you should enter the required information.

## 2.8 Work experience, vocational training and employment prior to university

[**Note:** This section only appears in certain questionnaires.]

Please click on **Work experience**. Please answer the mandatory questions.

Personal details

Pre-university educational credentials

Information about your higher education entrance qualification

Language proficiency

Study history

Examinations taken

Work experience

File Upload

Verification of input data

Activities undertaken after obtaining your higher education entrance qualification

\*Proof of completion of a recognized apprenticeship or traineeship

Yes

No

\*Work experience or internship relevant to the programme to which you are seeking admission

Yes

No

## 2.9 Special dispensations (if applicable)

[**Note:** only appears for certain programmes]

Please click on **Special dispensations**. Enter the required information as appropriate. For additional guidance, please use the link provided.

UNIVERSITÄT DES SAARLANDES | Uds | Privacy Note | Legal Note | Course Offering - B.A. Musikmanagement | Tester, Test

Section

Personal details

Pre-university educational credentials

Information about your higher education entrance qualification

Language proficiency

Study History

Examinations taken

Special dispensations

Further Uploads

Verification of input data

Special dispensations

For more information on these applications, please go to <https://www.uni-saarland.de/en/study/application/allocation/dispensations.html>

☒ Yes  
☐ No

Please submit the reasons for your request and relevant supporting documents.

+ Upload Document

+ Upload Document

## 2.10 Further Uploads

Please click on **Further Uploads**. Please upload all of the mandatory documents, by clicking on the **+ Upload Document** button next to the relevant field. Please take care to ensure that you assign each document to its relevant upload field.

If you are applying for a Master's degree programme or an advanced professional study programme, please check whether the department that coordinates the programme requires you to upload additional documentation. You will be notified about upload links at the relevant place in the questionnaire.

One file can be uploaded per required document; permissible file formats are **JPEG/JPG** or **PDF**. If you need to create a single PDF file from several documents (e.g. multiple JPEG files), instructions are available online (e.g. try searching for 'Combine multiple files into one PDF').

UNIVERSITÄT DES SAARLANDES | Uds | Privacy Note | Legal Note | Course Offering - B.A. Musikmanagement | Tester, Test

Section

Personal details

Pre-university educational credentials

Information about your higher education entrance qualification

Language proficiency

Study History

Examinations taken

Special dispensations

Further Uploads

Verification of input data

Please make sure that you only upload supporting documentation using the dedicated upload function. Failure to do so may cause problems with your application or may result in your application not being processed.

If you have not yet have all of your academic credentials (certificates of academic attainment) to hand, you can upload them at a later date but by no later than 30 September (for the winter semester) or 31 March (for the summer semester).

The following persons are required to provide their academic credentials relating to previous academic attainment:

- Students transferring to another university within Germany to study the same subject: Copies of course certificates, certificates of successfully completed intermediate examinations, etc. (exception: students transferring to another university to study biology must provide formal record of recognition of prior learning)
- all other applicants: Credit transfer certificates or academic placement assessments as provided by the relevant examination offices at Saarland University or by the relevant State Examination Office
- Students applying to join a teacher-training degree programme will also need to provide a credit transfer certificate or an academic placement assessment from the Department of Education at Saarland University regarding the recognition of transferable academic credits in the field of educational science.

Certification of admission to the higher education access course + Upload Document

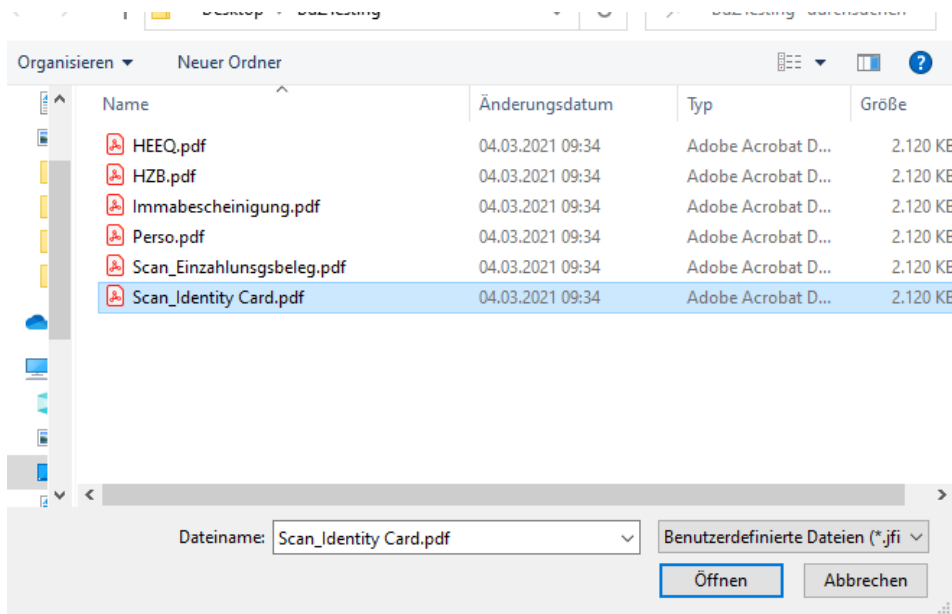
Overview of previous academic achievement + Upload Document

\*Scan of identity card (front and back) or scan of passport + Upload Document

Other documents + Upload Document

Credit transfer certificate/Formal record of recognition of prior learning + Upload Document

When the window opens, select the file you want to upload by clicking on it and then click **open**. All uploaded documents must be legible.



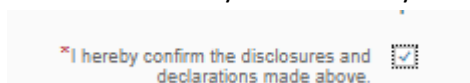
If the file was uploaded successfully, this will be indicated accordingly.




If you need to swap or replace a document, click on the pencil symbol and select a new file to upload.

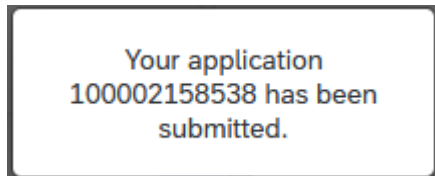
## 2.11 Verifying your input data

Please click on **Verification of input data**. In this final section, you are required to provide a declaration (in lieu of oath) [*Eidesstattliche Erklärung*] before submitting your application. Read the text carefully and then indicate your consent by ticking the checkbox before you submit your application

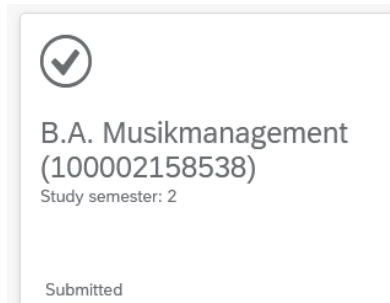



**Note:** Please note that the checkbox in the print preview or preview is not filled. This does not mean that the box in your application was not filled (ticked). The application can only be sent if you have given your consent.

Finally, click on  to submit your application. You will receive on-screen confirmation that your application was submitted and you will be notified of your application number



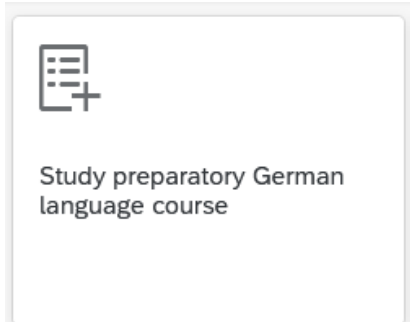
You will be able to view your application in the **'My applications'** section.




You should then receive email confirmation. If you do not receive confirmation by email, please check in good time before the application deadline expires that you did actually send your intended application via the  button and that you did not simply save your application without submitting it.

### 3. Applying for a place on a study preparatory German language course/International foundation programme (VSI)

To create a new application, click on:



or



**Note:** Applications that you have already submitted can be found under ‘My applications’.

You can edit your personal details or upload your passport photo by clicking on at the top right of the window, but only after you have submitted an application.



#### 3.1 Preliminary Questionnaire

Go to the combo box ‘Application’ and select the appropriate item from the drop-down menu. Click



to see the list of options.

UNIVERSITÄT DES SAARLANDES | US | Privacy Note | Legal Note

Preliminary Questionnaire

List of academic programmes

Application: Vorbereitungstudium International (VSI)

Intended qualification (with subject): Select

**VSI Geisteswissenschaften:**

VSI Geisteswissenschaften (international foundation programme - Humanities) prepares you in terms of language and content for a Bachelor's degree programme with non-restricted entry in the Faculty of Humanities. Please note that after completing this international foundation programme, you will not be able to switch to studying an alternative degree programme offered by other faculties (e.g. Medicine).

**VSI MINT:**

If you want to study for a Bachelor's degree in a so-called 'MINT' subject (in English usually referred to as STEM subjects), but your previous academic credentials do not meet the normal admission requirements, you can join the STEM foundation programme 'VSI MINT' that prepares you for Saarland University's special 'Bachelor Plus MINT' degree programme. Please note that once in the 'Bachelor Plus MINT' programme, you will not be able to switch to studying an alternative degree programme, such as medicine.

**VSI MINT (Beginners):**

If you wish to join the special 'Bachelor Plus MINT' degree programme, please apply for the international foundation programme 'VSI MINT (Beginners)', which includes preparatory German courses and academic preparatory courses.

**VSI MINT (DSD schools):**

Please apply for the international foundation programme 'VSI MINT (DSD Schools)' if you already have acquired academic credentials from a partner university within the VSI MINT (DSD Schools) cooperative scheme.

**VSI Wirtschaftswissenschaft:**

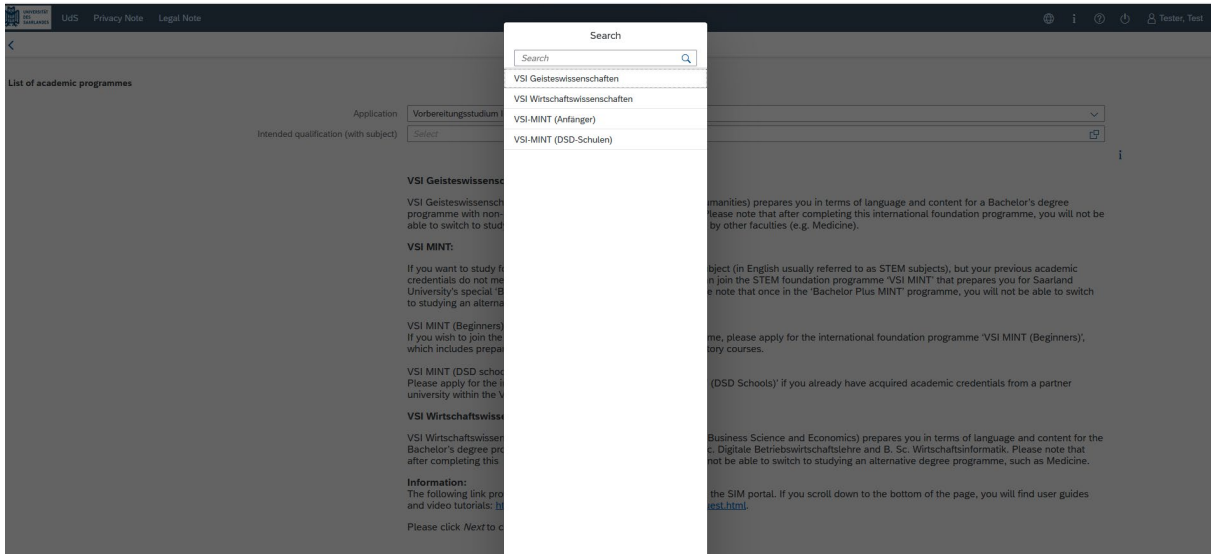
VSI Wirtschaftswissenschaft (international foundation programme - Business Science and Economics) prepares you in terms of language and content for the Bachelor's degree programmes B.Sc. Betriebswirtschaftslehre, B. Sc. Digitale Betriebswirtschaftslehre and B. Sc. Wirtschaftsinformatik. Please note that after completing this international foundation programme, you will not be able to switch to studying an alternative degree programme, such as Medicine.

**Information:**

The following link provides information on how to apply or enrol via the SIM portal. If you scroll down to the bottom of the page, you will find user guides and video tutorials: <https://www.uni-saarland.de/en/studies/sim/request.html>

Please click Next to continue.

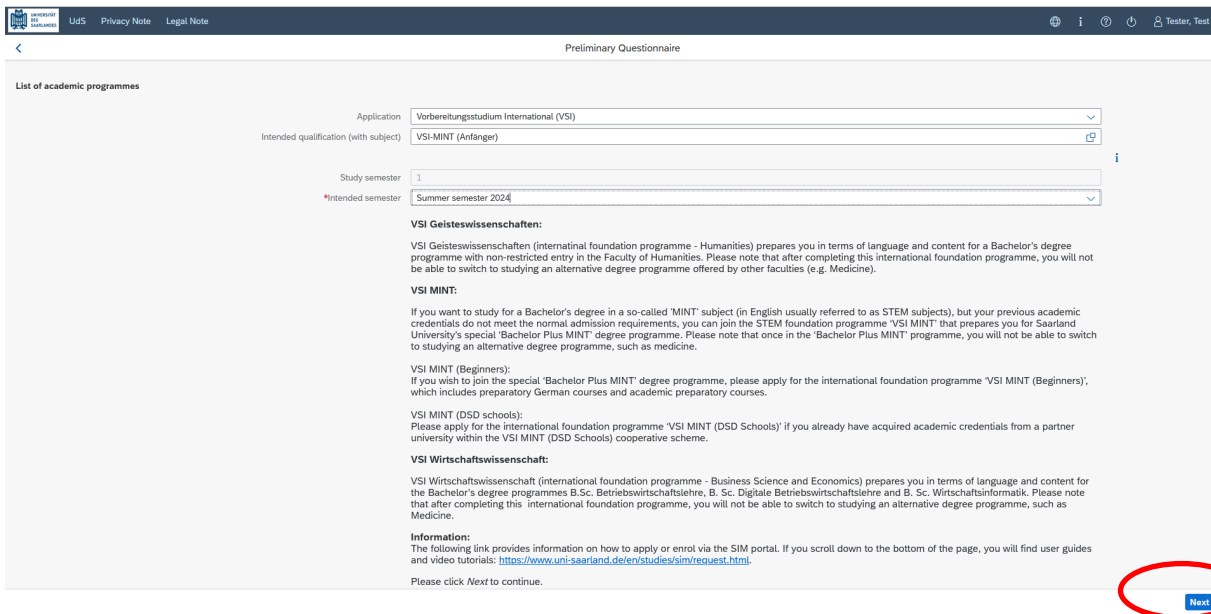
Click on  to select your **intended qualification and subject**.




Depending on the programme and subject chosen, you may be asked to provide additional information, such as:

- Starting semester: Select the semester that you want to start studying in. Note: typically only one option is available.
- Subject semester (please read the following explanation carefully):  
A greyed-out value cannot be altered and is provided for information purposes only (e.g. '1' if you are starting a study programme in the first semester)  
The default setting '2' when applying for higher-level entry can be replaced by a later semester, where appropriate.

**Note:** You may experience a delay while the system processes your selection. Please be patient and do not cancel your application.



Click on  to automatically open the online application form for your chosen degree programme and subject.



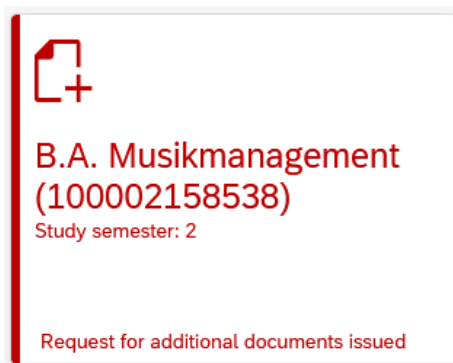
Please now follow the instructions from Section 2.2 onwards.

**Note:** After successfully completing the DSH German language proficiency exam, you must reapply for a place at Saarland University.


## 4. What happens after I have submitted my application?

### 4.1 My application has been reviewed and I have been sent a request for additional documents.

If after inspecting your application we discover that you need to send us additional supporting documentation, we will send you an email explaining what we need. The status of your application will change to **'Additional documents required'**.

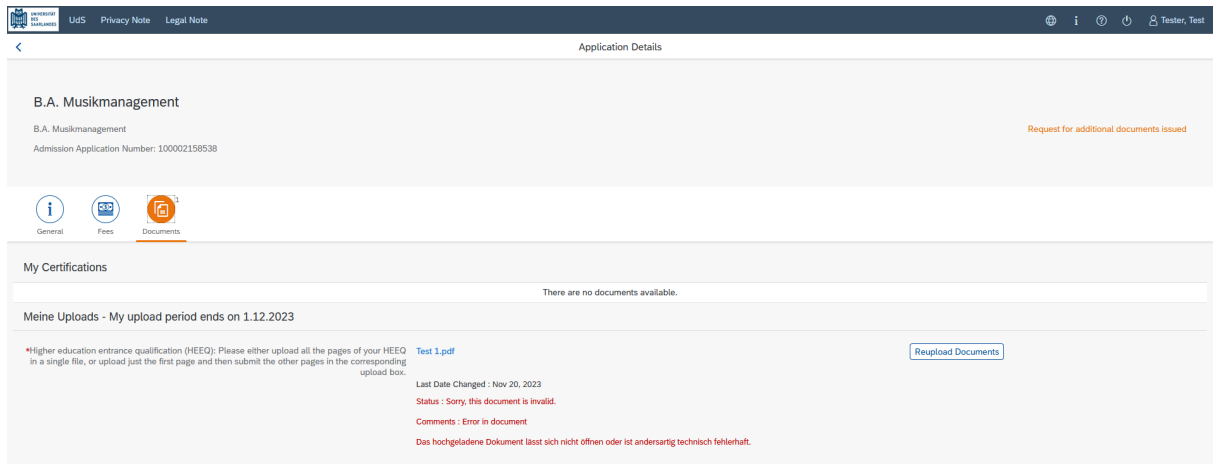


To reopen your application, click on the tile.



Click on the icon **'Documents'**, to read the message indicated by the superscript **'1'**.

In the example shown here, the higher education entrance qualification (HEEQ) uploaded during the application process has the status **'Document invalid'** and the explanatory comment **'Document damaged or corrupted'**.



The HEEQ therefore needs to be uploaded again. Click on the **Reupload Documents** button.

A new window will open so that you can select a new document. Choose the file you want to upload and then click on **open**.

After uploading the document, please resubmit your application by clicking on **Resubmit** at the bottom of the window.

You will receive an on-screen notification message


Documents have been  
submitted.






and the explanatory comment will be deleted.

**Note:** Please check under 'My applications' that the status message 'Additional documents required' no longer appears on the tile. You may need to refresh the view with F5. If the status message is unchanged, please re-upload the document.

## 4.2 Result of the application review process

After the application period closes, Saarland University will review and process all of the applications received. Once this has been completed, you will be notified of the result.


[UdS](#)
[Privacy Note](#)
[Legal Note](#)






Tester, Test

[<](#)
Application Details

B.A. Musikmanagement

B.A. Musikmanagement

Admission Application Number: 100002158538

Admission Offered

 General

 Fees

 Documents

My Certifications

 [Decision notifications](#)

Meine Uploads - My upload period ends on 31.3.2022

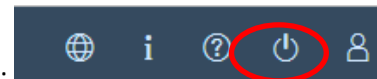
You will also be notified about any additional steps that you may be required to take (specifically, how to accept your place and how to apply online for enrolment into a restricted-entry degree programme).

You can view the notifications sent to you (letter of admission or rejection letter) by clicking on the relevant tile in the 'Documents' tab.

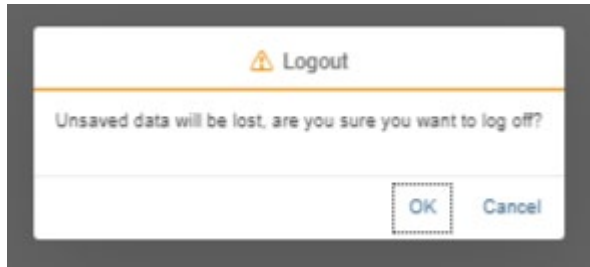
As soon as a decision has been made, you will receive notification by email.

## 5. Logging out of the SIM application portal

Click on the 'logoff' button shown at the top right of your screen:



Confirm that you wish to log out



and then close the browser.

### Note:


If you want to log out of the student web portal (only accessible to students already enrolled of Saarland University), please proceed as follows:

Click on the 'person' icon shown at the top left of your screen

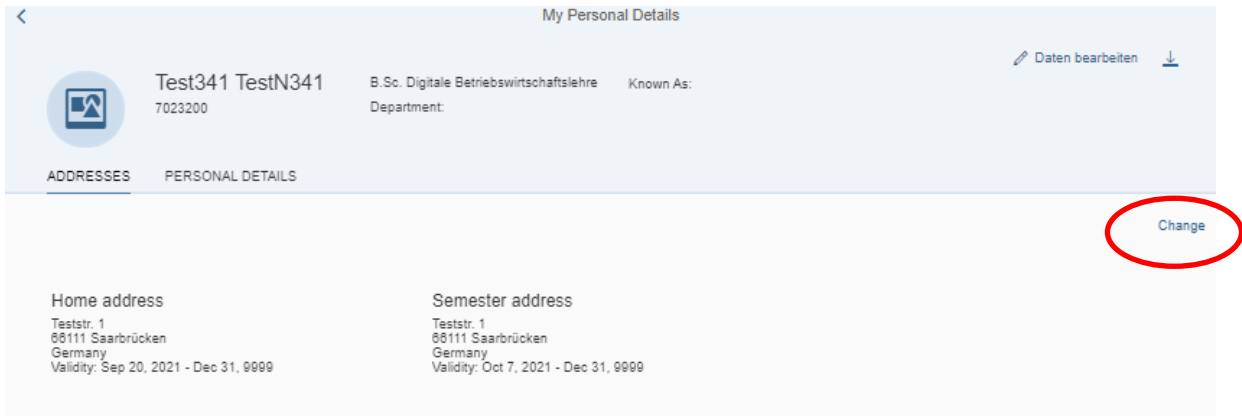


Click  to confirm that you want to log out.

## 6. Changing your address in the SIM application portal

Access your start page and then click on .

You will then see the following window. Click on 'Change'.



My Personal Details

Test341 TestN341  
7023200

B.Sc. Digitale Betriebswirtschaftslehre  
Department:

Known As:

Daten bearbeiten

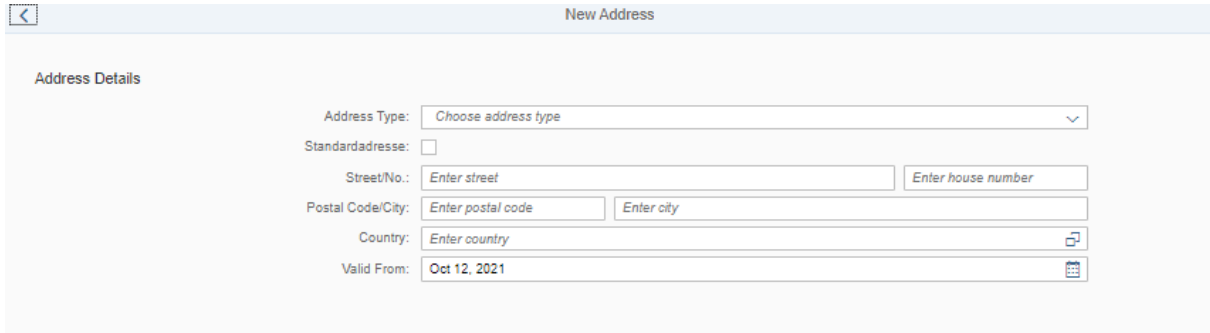
Change

ADDRESSES PERSONAL DETAILS

Home address  
Teststr. 1  
66111 Saarbrücken  
Germany  
Validity: Sep 20, 2021 - Dec 31, 9999

Semester address  
Teststr. 1  
66111 Saarbrücken  
Germany  
Validity: Oct 7, 2021 - Dec 31, 9999

When the window opens, please enter your new address.



New Address

Address Details

Address Type: Choose address type

Standard address: ☐

Street/No.: Enter street Enter house number


Postal Code/City: Enter postal code Enter city

Country: Enter country

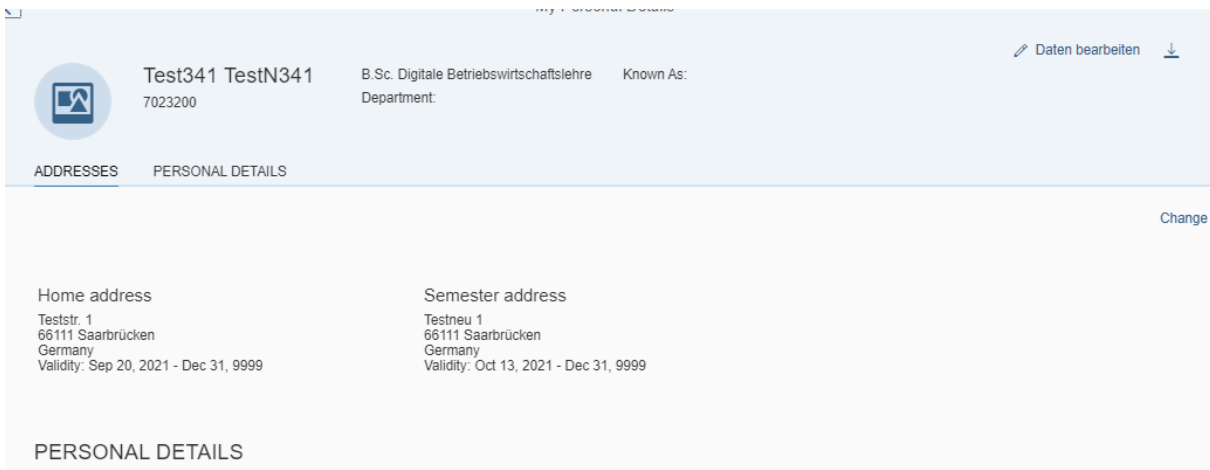
Valid From: Oct 12, 2021

**Important note:** In the field 'Address type' please select whether you are changing your home address or your semester contact address. Please also specify whether this address is your correspondence address, i.e. the address to which postal correspondence should be sent.

Use the field 'Valid from' to tell us when we should begin using the new address.

When you have added all the required information, click on  to complete the process.

The new address and the date from which it will be used can be viewed by clicking on the 'Addresses' tab.



My Personal Details

Test341 TestN341  
7023200

B.Sc. Digitale Betriebswirtschaftslehre  
Department:

Known As:

Daten bearbeiten

Change

ADDRESSES PERSONAL DETAILS

Home address  
Teststr. 1  
66111 Saarbrücken  
Germany  
Validity: Sep 20, 2021 - Dec 31, 9999

Semester address  
Testneu 1  
66111 Saarbrücken  
Germany  
Validity: Oct 13, 2021 - Dec 31, 9999

PERSONAL DETAILS

## 7. Additional information

### Information on applying and on selecting a degree programme and subject

General information:

<https://www.uni-saarland.de/en/study/application.html>

Programmes currently offered:

<https://www.uni-saarland.de/en/study/application/first-degree.html>

**Overview of subject combinations in multiple-subject degree programmes (currently available in German only)**

Dual-subject Bachelor's degree programmes: <https://www.uni-saarland.de/fileadmin/upload/studium/angebot/kombinationen-ba.pdf>

Dual-subject Master's degree programmes:

<https://www.uni-saarland.de/fileadmin/upload/studium/angebot/kombinationen-ma.pdf>

Teacher training degree programmes:

<https://www.uni-saarland.de/fileadmin/upload/studium/angebot/lehramt.pdf>

---